National FFA Week

Feb. 22-29, 2020
#FFAWeek

National FFA Week Implementation Guide

Created: 10/2019 by the National FFA Organization — Supported by Tractor Supply Company

This guide serves as a resource for agricultural educators, advisors, chapter FFA officers, state FFA officers, state FFA staff, and alumni and supporters to assist in planning and executing an engaging National FFA Week experience for the FFA chapter, school and community.

TABLE OF CONTENTS

- Educational Standards Alignment
  - National FFA Week activities are aligned to national education standards.
- History of National FFA Week
  - National FFA Week has a rich history and tradition that is embedded in every FFA chapter. Learn about the history and tradition and why it exists.
- School and Community Roles
  - Learn how each person that has a connection with the FFA chapter can play a role in celebrating National FFA Week.
- Planning
  - A lot happens during the course of FFA Week. Use these resources to begin planning the most impactful National FFA Week for your chapter.
    - Engagement Ideas
    - Each day of FFA Week with suggested activities for each group/role
    - Example of a National FFA Week Plan
    - National FFA Week Plan Template
    - Example of a National FFA Week — Day Activity Plan Template
    - National FFA Week — Day Activity Plan Template
    - Timeline template to plan and execute events/activities before and during National FFA Week
    - Sponsorship Toolkit
    - FFA T-shirt Design Brainstorm
    - School Board Meeting Presentation Planning Template
    - Scavenger Hunt
    - Agriculture Trivia
    - Agricultural Literacy Coloring Pages
- Alumni and Supporters
  - Local alumni and supporters are a resource of knowledge, skill and interest in helping prepare the future generation of leaders. Taking time to engage with these individuals during FFA Week is a great way to say thank you, gain support and involve those that have a vested interest.
    - Tips and Tricks for Involvement
    - ShopFFA alumni and supporters products can be found here.
- Media, Promotion and Advocacy
  - Telling your chapter's story and inviting individuals to share in the National FFA Week celebration is an important component of making an impact in your community and school. The included resources will help you share FFA Week and your story throughout the community.
    - Strengthen Agriculture by Telling the FFA Story
    - Social Media Tips and Tricks Guide
    - Social Media Post Examples
    - National FFA Week on Social Media 2020
    - News Release Template
    - Public Service Announcement Scripts
    - Morning Announcement Script
    - Sample Congressional Letter

        - National FFA Week Proclamation
        - Fun facts about FFA to share
        - FFA.org/national-ffa-week
- Awards and Recognition
    - Recognizing people in the community, business world and the school is an important component of celebrating National FFA Week as it allows a chapter to thank those individuals for their continued support, and by showing recognition, a chapter can continue to increase support.
        - Recognize Community Members and Local Businesses
        - Recognize Supporters in the School (Ex. superintendent, teachers, all school staff)
        - Family and Personal Support Recognition
        - Student Recognition
        - Certificate of Recognition
        - ShopFFA award and recognition products can be found here.
- Classroom Educational Materials
    - FFA is embedded in every agriculture class from agricultural mechanics to veterinary science. Include these turn-key lessons in your class to share FFA with all your students.
        - FFA Choice Board
        - Student Handbook Lessons
        - Ag Ed Academy
        - ShopFFA instruction materials can be found here.
- Living to Serve: FFA Week Service Resources and Opportunities
    - Community service is a large part of FFA and is a great way to involve the community and call attention to the needs in your own community. During National FFA Week, we call attention to FFA and what we do as an organization. What better way to celebrate FFA Week than through a service project! Use the four steps to investigate, plan, serve and evaluate your project.
        - Living to Serve Day of Service Mini-Grant
        - Service Learning Planning Guide
        - New Living to Serve Chapter Challenge
        - Interactive Online Planning Guide
        - Day of Service Examples
        - Grants for Growing

Educational Standards Alignment

FFA Precept

- FFA.PL-A.Action: Assume responsibility and take the necessary steps to achieve the desired results, no matter what the goal or task at hand.
- FFA.PL-B.Relationship: Build relationships, work as a team player and appreciate the talents of others.
- FFA.PL-C.Vision: Visualize the future and how to get there.
- FFA.PL-D.Character: Conduct oneself appropriately in relation to others regardless of the situation.
- FFA.PL-E.Awareness: Understand personal vision, mission and goals.
- FFA.PL-F.Continuous Improvement: Accept responsibility for learning and personal growth.
- FFA.PG-H.Social Growth: Successfully interact with others and adapt to various social situations.
- FFA.PG-I.Professional Growth: Assume responsibility for attaining and improving upon the skills needed for career success.
- FFA.PG-J.Mental Growth: Embrace cognitive and intellectual development relative to reasoning, thinking and coping.
- FFA.CS-M.Communication: Effectively interact with others in personal and professional settings.
- FFA.CS-N.Decision Making: Analyze a situation and execute an appropriate course of action.
- FFA.CS-O.Flexibility/Adaptability: Be flexible in various situations and adapt to change.

Common Core – Reading: Informational Text

- CCSS.ELA-Literacy.RI.9-10.4 Determine the meaning of words and phrases as they are used in a text, including figurative, connotative, and technical meanings; analyze the cumulative impact of specific word choices on meaning and tone (e.g., how the language of a court opinion differs from that of a newspaper).

Common Core – Writing

- CCSS.ELA-Literacy.W.9-10.2 Write informative/explanatory texts to examine and convey complex ideas, concepts, and information clearly and accurately through the effective selection, organization, and analysis of content.
- CCSS.ELA-Literacy.W.9-10.6 Use technology, including the Internet, to produce, publish, and update individual or shared writing products, taking advantage of technology's capacity to link to other information and to display information flexibility and dynamically.

Common Core – Speaking and Listening

- CCSS.ELA-Literacy.SL.9-10.1 Initiate and participate effectively in a range of collaborative discussions (one-on-one, in groups, and teacher-led) with diverse partners on grades 9-10 topics, texts, and issues, building on others' ideas and expressing their own clearly and persuasively.
- CCSS.ELA-Literacy.SL.9-10.2 Integrate multiple sources of information presented in diverse media or formats (e.g., visually, quantitatively, orally) evaluating the credibility and accuracy of each source.
- CCSS.ELA-Literacy.SL.9-10.5 Make strategic use of digital media (e.g., textual, graphical, audio, visual, and interactive elements) in presentations to enhance understanding of findings, reasoning, and evidence and to add interest.

Common Core – Literacy in Science & Technical Subjects: Writing

- CCSS.ELA-Literacy.WHST.9.10.4 Produce clear and coherent writing in which the development, organization, and style are appropriate to task, purpose, and audience.
- CCSS.ELA-Literacy.WHST.9.10.6: Use technology, including the Internet, to produce, publish, and update individual or shared writing products, taking advantage of technology's capacity to link to other information and to display information flexibly and dynamically.

AFNR Career Ready Practices

- CRP.02. Apply appropriate academic and technical skills. Career-ready individuals readily access and use the knowledge and skills acquired through experience and education to be more productive.
- CRP.04. Communicate clearly, effectively, and with reason. Career-ready individuals communicate thoughts, ideas and action plans with clarity, whether using written, verbal and/or visual methods.
- CRP.06. Demonstrate creativity and innovation. Career-ready individuals regularly think of ideas that solve problems in new and different ways, and they contribute those ideas in a useful and productive manner to improve their organization.
- CRP.07. Employ valid and reliable research strategies. Career-ready individuals are discerning in accepting and using new information to make decisions, change practices or inform strategies.
- CRP.08. Utilize critical thinking to make sense of problems and persevere in solving them. Career-ready individuals readily recognize problems in the workplace, understand the nature of the problem, and devise effective plans to solve the problem.
- CRP.11. Use technology to enhance productivity. Career-ready individuals find and maximize the productive value of existing and new technology to accomplish workplace takes and solve workplace problems.

Partnership for 21st Century Skills

- Critical Thinking
- Creativity
- Collaboration
- Communication

- Flexibility and Adaptability
- Initiative and Self-Direction
- Leadership and Responsibility
- Technology Literacy
- Think Creatively

History of National FFA Week

Why should we celebrate National FFA Week?

Each year, FFA chapters around the country celebrate National FFA Week. It's a time to share the story of what FFA is and how FFA is preparing future leaders through agricultural education. Currently, FFA has over 700,000 student members as part of 8,600 local FFA chapters in all 50 states, Puerto Rico and the U.S. Virgin Islands, and the organization is supported by 8+ million alumni members throughout the U.S. What better way to show your support of FFA than to get involved in FFA Week? Whether it's in person, on the phone or via social media, be sure to share your FFA stories. #FFAWeek

What are the roots of National FFA Week?

Designated as a national week in 1947, the week of George Washington's birthday, National FFA Week runs from Saturday to Saturday. The week of George Washington's birthday was selected to celebrate the impact he had on agriculture. FFA Week gives FFA members an opportunity to educate the public about agriculture and show their local impact and story. During the week, chapters conduct a variety of activities to help others in their school and community learn about FFA and agricultural education.

How can celebrating National FFA Week support my chapter, school and community?

By celebrating National FFA Week, the local chapter is able to engage all FFA members, students in the local school corporation, administration, faculty and staff, and alumni and supporters, as well as businesses in the community, to bring awareness of the positive impact FFA and agricultural education has and will have on its members. Sharing each chapter's story only helps to share the positive impact members will have as world-changing future leaders.

School and Community Roles

Explore the role of each different group of people in your school and community during National FFA Week.

FFA Advisor

The FFA advisor is the first point of contact for National FFA Week and should provide approval for all events. The FFA advisor can also assist in coordinating and planning events.

FFA Alumni and Supporters

FFA Alumni and Supporters can assist in helping to plan, coordinate and execute events throughout the week. These individuals can also provide support in the form of funds, grant access and supplies for functions. National FFA Week is also a great time in which to thank FFA Alumni and Supporters through recognition events.

Chapter FFA Officers

FFA chapter officers should work alongside the advisor and FFA Alumni and Supporters to plan and execute the events for the week. This is a great time for chapter officers to help strengthen their team, improve member engagement, and increase recruitment of new and younger members.

Advisory Committee

The advisory committee is a great way to gain support and feedback on the events being planned. This is also a great time to thank your advisory committee for their support and help.

School Leadership

School administration should approve all planned activities (per school rules). This is a great time in which to present to the school board about FFA as well as thank school leadership for their support.

Community Members

National FFA Week provides a great time to welcome community members to events and involve them with the chapter by asking them to help with and provide materials for events. FFA Week is also the perfect opportunity to thank them and recognize them for their support.

Chapter FFA Members

National FFA Week is a time to celebrate FFA and the chapter at your school. Take the time to engage members and have fun through a variety of activities. Form committees prior to the week to and have different members gain even more leadership skills.

General Student Body

This is a great week to share FFA with the general student body to allow them to learn about agriculture and the opportunities available and possibly recruit new members or students into the agriculture classroom. Take the time to engage students outside of FFA to create a tighter knit student body.

National FFA Week

Feb. 22-29, 2020
#FFAWeek

PLANNING

A lot happens during the course of National FFA week. Use these resources to begin planning the most impactful FFA Week for your chapter. In the list below, you will find ideas and templates for implementation within your chapter.

- Engagement Ideas
  - Discover ideas for engaging all students, FFA members, alumni and supporters, administration and teachers. Additionally, gain ideas for service opportunities, fundraisers and school dress-up days.
- Example of a National FFA Week Plan
  - Use this example to see how a National FFA Week with activities may look.
- National FFA Week Plan Template
  - Use this template to plan out your National FFA Week with activities.
- Example of a National FFA Week — Day Activity Plan Template
  - Use this as an example of how one day during National FFA Week can be planned out so that nothing is forgotten.
- National FFA Week — Day Activity Plan Template
  - Use this template to plan one day during National FFA Week can be planned out so that nothing is forgotten.
- Example Timeline to Prepare for FFA Week
  - Utilize this timeline as an example of how to plan for a successful National FFA Week. The examples listed can be used as idea starters for you and others involved in FFA Week planning.
- Your Chapter Timeline to Prepare for FFA Week
  - Use this template to plan your own National FFA Week.
- Sponsorship Toolkit
  - Use this toolkit to approach local businesses and partners to help ask for help/donations.
- FFA T-shirt Design Brainstorm
  - Utilize this template to brainstorm National FFA Week T-shirt designs.
- School Board Meeting Presentation Planning Template
  - Utilize this template to plan out a presentation to the school board.
- Scavenger Hunt
  - A scavenger hunt can be a great way to get students excited and involved both in and out of the classroom. Below you will find two different types of scavenger hunts with which to engage students.
- Agriculture Trivia
  - Agriculture trivia can be a great way to engage all students, faculty, staff and administration by introducing a competitive and fun game that can be played each day during lunch, during morning or afternoon announcements or in your classroom.
- Agricultural Literacy Coloring Pages
  - Use these coloring pages to engage elementary students in agricultural content during an agricultural literacy day or event.
- The National Chapter Resource and Recognition Guide
  - Use this resource to help make planning intentional and ensure it links to the overall purpose of National FFA Week.

Engagement Ideas

Below is a collection of ideas to help assist you in engaging each group of individuals in celebrating National FFA Week.

All Students

- Have trivia during announcements or during lunch.
- Agricultural literacy day
- Ag escape room
- Coloring pages for the elementary coloring contest
- Agricultural literacy activity for elementary students
- Guess the amount in a jar
- Eating contest (Ex. pie)
- Scavenger Hunt
- Invite non-members to sit in on an official FFA meeting.
- Host an interactive activity for FFA members and nonmembers (Ex. a dance, bowling, pizza party, movie night)

Administration and Teachers

- Write thank you notes.
- Provide a treat (Ex. pie day, cookies, candy, etc.).
- Take pictures of staff, teachers and support staff in their FFA gear and post their pictures throughout the school or in the school newspaper.
- Provide free FFA shirts.
- Host a dinner or breakfast.
- Flowers/houseplant from the greenhouse
- Invite former members to bring in and display their FFA jacket.
- Present about FFA at a school board meeting. (Need a template to plan? Try this!)
- SAE products (Ex. goat milk soap)

Service Opportunities

- Visiting a nursing home
- Roadside clean-up
- Fleece blankets
- Reading at the elementary school
- Walking dogs or playing with cats at the local animal shelter
- Clean up the fairgrounds
- Volunteer at a soup kitchen, mission or food pantry
- Plan a game night at the local nursing home
- Agriculture Trade Show Day: advertise to the community the different careers in the industry
- Canned food drive
- Host a family fun night



FFA Members

- Ag Olympics
- Movie night
- Pizza party
- Dodgeball tournament
- Ag Escape room
- Scavenger hunt
- Welcome students to school (high school or elementary) with high fives, words of encouragement, pens, etc.
- State association organized activities
- Toss FFA shirts into the crowd at a sporting event

Alumni and Supporters

- Breakfast
- Have Alumni #CheckIN
- Contact alumni and supporters (call or letter) to thank them for their support.
- Present community businesses with certificates, plaques or pictures thanking them for their continued support.
- Ask for sponsorship for an event. Need help? Use this resource!

Fundraisers

- Silent auction
- Work auction
- Trivia night
- Dinner
- Chili cook-off
- Bake sale
- Livestock show
- Host a small CDE

School Dress-Up Day Ideas

- All American Day
- Official Dress Day/Wear Blue Friday
- Pirate Day
- 80s Day
- 90s Workout Video
- Dress Like Your Favorite Teacher day
- Camouflage Day
- Career Day
- FFA T-shirt Day
- Superhero Day/Movie Character Day
- Crazy Hair Day
- Farmer Day
- Tacky Tuesday
- College Day: wear college gear

Example of a National FFA Week Plan

Below is an example of a National FFA Week that a chapter may have planned. A template follows to help you plan out your own week.

Day of the Week	***Events***
Saturday	- Host a chili cook-off and bags/corn-hole tournament. - Make the chapter profile picture blue. #FFAWeek @NationalFFA
Sunday	- Have an FFA meeting to finalize details for the week - FFA pizza party - Write thank you notes to be delivered during the week and sent to alumni and supporters
Monday	- Dress-up Day: All American Day - Morning announcement over the intercom - Travel to the elementary school during class to read to elementary school students. - Lunch time trivia - Present at the school board meeting
Tuesday	- Dress-up Day: 80s Day - Morning announcement over the intercom - Have a pie eating contest during each lunch period - Dodgeball tournament after school
Wednesday	- Dress-up Day: Dress Like Your Favorite Teacher Day - Morning announcement over the intercom - Deliver slices of pie to all school staff, support staff and administration - After school, travel to the local humane society to walk dogs, play with cats and clean the facilities
Thursday	- Dress-up Day: College Day: wear your favorite collegiate apparel - Morning announcement over the intercom - Have a school wide scavenger hunt - Encourage friends and family to give to FFA today! #GIVEFFADAY #FFAWeek
Friday	- Dress-up Day: Wear Blue! - Morning announcement at school - Supporters Breakfast - Determine how many corn kernels are in the jar - Basketball game canned good drive
Saturday	- Travel to the local nursing home and have a board game afternoon

Need ideas, tips and trick for incorporating social media into your week long plan? Check out these resources in the Media, Promotion and Advocacy section!

National FFA Week Plan Template

Use this template to outline events that you would like to have happen during National FFA Week at your school.

Day of the Week	***Events***
Saturday	
Sunday	*SAE Sunday
Monday	
Tuesday	*Alumni Day
Wednesday	*Ag Teacher Appreciation Day *Service Day
Thursday	*Give FFA Day
Friday	*Wear Blue Day
Saturday	

Example National FFA Week — Day Activity Plan

Use this as an example of how one day during National FFA Week can be planned out so that nothing is forgotten.

Day: Friday

Events	***Description***	***Supplies Needed***	***Support***	***Plan Steps***	***People Involved***
1. FFA Supporters Breakfast	Invite all supporters of FFA within your community to the school to serve them a hot breakfast to show your appreciation.	1. Pancake mix 2. Sausage links 3. Milk, juice, coffee 4. Fruit 5. Plates 6. Napkins 7. Eating utensils 8. Cups 9. Placemats 10. Syrup 11. Location for preparing breakfast 12. Location for eating breakfast	- Advisor - Administration - Parents/Guardians - Janitors/Custodial staff - Cafeteria workers	1. Gain approval from advisor and administration. 2. Acquire a space in the school to host/prepare the breakfast (Ex. cafeteria, ag rooms, shop, etc.). 3. Work with parents or cafeteria workers to supply the food. (Ex. order sausage links through the school food supplier) 4. Buy non-food items or have them donated. 5. Create a sign-up sheet to have members sign-up to prepare food, buss tables, greet at the door, etc. 6. Schedule with your custodial staff to have extra trash barrels and bags. 7. Advertise the breakfast through fliers, newspaper ads, radio ads and letters mailed to alumni and supporters. 8. Set-up the spaces the night before or morning of the breakfast. 9. Prepare/serve breakfast. 10. Clean up.	- FFA Members - Alumni & Supporters - School staff, support staff, Administration - Parents
2. Morning School Announcement	Have an FFA officer make an announcement over the intercom.	1. Script of what the officer is going to say.	- Advisor - Administration	1. Gain permission from administration. 2. Develop a script. 3. Have the advisor look over and approve the script. 4. Announcement.	- FFA members - Students outside of FFA - Staff, support staff - Administration
3. Dress-up	Invite everyone	1. Those	- Advisor	1. Get approval from	

Day: National Wear Blue Day	in the school to wear blue. Have the yearbook club/class take a picture of everyone wearing blue!	participating will need something blue to wear.	- Administration	the advisor and administration. 2. Make announcements over the intercom. 3. Make and post dress-up day fliers. 4. Dress up!	
4. Count the number of corn kernels in the jar	Have students at lunch try their luck at guessing the number of corn kernels in the jar. Have a treat (Ex. candy bar, gift card, school T-shirt) for the person that gets closest to the actual number.	1. Mason jar 2. Corn kernels (any grain can be used) 3. Reward (Ex. candy bar, etc.)	- Advisor - Administration	1. Gain administrator and advisor approval. 2. Gather the supplies for the event. (Ask around school or throughout your community for the supplies necessary.) Don't forget a reward for the winner! 3. Have the officers sign up for their lunch period to be in charge of the event. 4. Complete the event during lunch.	- FFA Members - Students outside of FFA
5. Basketball game/canned good drive	Have students and community members attend the basketball game and gain admission by donating canned goods. Hand out FFA shirts during half-time for rewards for games.	1. Collection boxes 2. T-shirts 3. Vehicle for transport of the canned goods collected	- Advisor - Administration - Alumni and Supporters - Parents - Athletic Director	1. Gain advisor and administration approval. 2. Meet with the athletic director to gain approval. 3. Contact parents, supporters, alumni and FFA members to work the game. (Some collect cans, some work the half-time event). 4. Contact the local food pantry/bank to discuss items that can be donated and to notify them of the delivery. 5. Have a alumni, supporter or parent supply a truck to transport goods collected. 6. Buy or get donated shirts to hand out at half-time. 7. Have FFA members load the delivery vehicle. 8. Prepare and deliver thank you cards to the administration and athletic director.	- FFA members - Students outside of FFA - Parents - Alumni & Supporters - Community members

National FFA Week — Day Activity Plan Template

Use this template to plan one day during National FFA Week. Creating a careful plan ensures nothing is forgotten.

Day: _____

Events	***Supplies Needed***	***Support***	***Plan Steps***	***Who Is Involved***

Example Timeline to Prepare for FFA Week

Utilize this timeline as an example of how to plan for a successful National FFA Week. The examples listed below are to serve as idea starters for you and others involved in FFA Week planning. The following page has a blank template for you to use.

August

- Host an FFA meeting to put together a committee to plan and execute National FFA Week. Examples of committee members: FFA members, FFA officers, alumni and supporters, administration, etc.

October

- Gain chapter officer and advisor approval of National FFA Week activities.

December

- Begin contacting any alumni and supporters that you will need help from.
- Place orders for any giveaways you may be planning to hand out (Ex. shirts, FFA pins, etc.).
- Determine any individuals that will be recognized during the week and print certificates (Ex. administrators, etc.).

September

- Have the National FFA Week committee meet to begin mapping out activities and events for each day (this may take multiple meetings).

November

- Gain administrator approval of events, dress-up days, etc.
- Begin reserving any spaces needed (Ex. gym) for events.
- Start getting donations if funds, items, etc. are needed. Need help asking businesses for support? Use the Proposal Letter Template.
- Design and vote on a chapter T-shirt for the week. Use the FFA T-shirt Design Brainstorm worksheet to sketch out ideas.

January

- Send out letters and invitations to community members for any events they are invited to.
- Make posters for school advertisement (make sure to get administrator approval).
- Place any last-minute orders (Ex. cookies, pies, breakfast materials).
- Plan any social media posts and get approval. Use the National FFA Week on Social Media 2020 template to help plan and get approval.
- Write any thank you notes to be given out.

Don't forget to link to your Program of Activities when planning your own timeline! The National Chapter Resource and Recognition Guide can also serve as a great resource.

Your Chapter Timeline to Prepare for FFA Week

Utilize the following template to help you plan for each month leading up to National FFA Week.

August

September

October

November

December

January

Don't forget to link to your Program of Activities when planning your own timeline! The National Chapter Resource and Recognition Guide can also serve as a great resource.

Sponsorship Toolkit

PLANNING FOR A POTENTIAL PARTNER MEETING OR PHONE CALL

Pre-Planning

- What are your goals for the visit or phone call?
    - It is important that you have a clear idea of what the expected outcomes of the call or visit are so the agenda can be developed appropriately.
    - If the agenda is too vague, the meeting will not focus on the issues that need to be addressed.

- How much do you know about the company? How much do you know about the person you will be calling or meeting?
    - Take the time to conduct some simple research about the company:
        - What kinds of projects do they produce or support?
        - What connections can you make with their mission and goals?
        - Make as many connections between your organization and the company as possible.
    - Is the person with whom you will be meeting a decision maker, or will he/she need to take your information and requests to a superior?

During the Meeting or Call

- Come prepared with opportunities for engagement:
- Have ideas of possible opportunities for involvement by the potential partner.
    - Sponsorship
    - Judges
    - Mentors
    - Events
    - Fundraisers
- Even if the meeting or call only lets you know what the company IS NOT interested in, the meeting will at least give you information that can be used in a follow-up call.
- Your preparation for the meeting demonstrates how interested you really are in the company.

What to Leave Behind and Next Steps

- Make sure to leave behind a piece of information that the potential partner can use to evaluate possibilities with your organization (i.e., FFA one-page facts sheet, impact report, visibility plan) and be able to share easily with others.
- A pin or some sort of giveaway with the school's or FFA chapter's name on it is also a nice touch.
- Make sure that next steps and roles are defined before the meeting or call ends.
- Prompt and proper follow-up should be conducted after a promising meeting so that your effort is not lost.

Ask Questions and LISTEN

- Don't be the only one doing the talking. Allow the potential partner to share information about the business and offer ideas on how a partnership/relationship might be mutually beneficial.
- Keep your presentation brief and elaborate as questions are asked.

Potential Partner Questions

- What has your exposure to our organization been?
- What interests you most about our organization?
- What other types of organizations does your company partner with?
- What does a successful partnership look like to your company? Does it include employee engagement, brand awareness and equity, student recruiting, connecting other companies to our mission, special perks or something else?
- What are the most critical results you would expect to see from this partnership?

TIPS FOR ASKING LOCAL BUSINESSES FOR DONATIONS

- Include personal stories and the impact that donations can make.
- Keep a spreadsheet of donors with contact information, donation description and any benefits or visibility they received.
- Businesses may be more likely to give if they are offered visibility.
    - Signs or banners in the agriculture education classroom or meeting/event locations
        - Could be specific (Snack Cart provided by)
    - Verbal recognition at events
    - Set amount of time to speak at an event
    - Sponsorship mentioned in the local newspaper
    - Social media shout outs
    - Business logo on any printed materials for events (Special thanks to our sponsors with their logo)
        - Programs
        - Table tents
        - Signage
    - Allow them to provide giveaway items (pens, hats, reusable bags) or coupons
- Individuals and business may be more likely to continue sponsorship if they get special perks.
    - VIP seating and/or early admission
    - Meet and greets
    - T-shirt or gift
- Visibility plans could encourage higher levels of donations (see the Sample Sponsorship Levels below).
    - Get creative: use themed names for the sponsorship levels.
    - If you have any analytics about your program or event, share those. For example, 200 students and their families will see the business logo, or your Facebook page has 200 followers.
- Thank sponsors after events or at the end of the school year.
    - Handwritten notes from students
    - Email
    - Social media
    - Include statistics
    - Include a picture
    - Plaque for their business
    - Banquet recognition
- Be consistent. Individuals and businesses may notice if others get extra benefits.
- In-kind donations are a great option for businesses that can't donate money.
    - Food and beverages
    - Flowers and plants
    - Decorations
    - Printing and signage
    - T-shirts
- Businesses that can't give cash or checks may be able to donate gift cards.
    - Gift cards can be used for giveaways, silent or live auctions and raffles.

Sponsorship Planning Worksheet

PLANNING FOR A POTENTIAL MEETING OR PHONE CALL

Pre-Planning

Who are you calling and/or visiting?

_____

1. What are your goals for the visit or phone call? Two to three are usually a good start!

2. What do you know about the company and the person you will be calling?

   What kinds of projects do they produce or support?

   What connections can you make with their mission and goals?

3. Develop the agenda for the meeting or call here.

Use this space to brainstorm how you will introduce yourself and your purpose for the call or meeting. Don't forget to include yourself and the purpose!

DURING THE MEETING OR CALL

How can this company or person become involved and engaged? (Ex. sponsorship, judging, etc.)

Brainstorm a list of questions or points you want to remember for the meeting or call.

Tip: Set up questions so that you are not doing all of the talking.

WHAT TO LEAVE BEHIND AND NEXT STEPS

What can or will you leave behind? (Ex. FFA one-page fact sheet, impact report, visibility report, pins, etc.)

What date will you follow up?

_____

How will you follow up? (Ex. phone call, letter, in person)

Don't forget to thank individuals and businesses for their time!

SAMPLE SPONSORSHIP LEVELS

(Name of Chapter) FFA Chapter

(could insert specific event)

Sponsorship Levels

Forever Blue Sponsor $2,000 +

- **Opportunity to speak at event for up to five minutes**
- **Business logo on chapter website**
- **Business logo on event signage**
- **Business name on award plaque**
- Opportunity to provide coupons or promotional materials
- Business logo in promotional email
- Business logo included on promotional and event materials
    - PowerPoints, printed flyers, programs, table tents, etc.
- VIP seating at chapter banquet
- Verbal recognition at event
- Social media recognition

Gold Sponsor $1,000–$1,999

- **Opportunity to provide coupons or promotional materials**
- **Business logo in promotional email**
- Business logo included on promotional and event materials
    - PowerPoints, printed flyers, programs, table tents, etc.
- VIP seating at chapter banquet
- Verbal recognition at event
- Social media recognition

Silver Sponsor $500–$999

- **Business logo included on promotional and event materials**
    - **PowerPoints, printed flyers, programs, table tents, etc.**
- **VIP seating at chapter banquet**
- **Verbal recognition at event**
- **Social media recognition**

SAMPLE PROPOSAL LETTER TEMPLATE 1

Date

Name, Title
Company
Street Address
City, State and Zip

Dear (Name):

(Name of School) has (#) National FFA Organization members who are training to become the next generation of leaders to change our world. The FFA mission is make a positive difference in the lives of students by developing their potential for premier leadership, personal growth and career success through agricultural education. FFA develops members' potential and helps them discover their talent through hands-on experiences, which give members the tools to achieve real-world success.

As part of their FFA chapter experiences this school year, our students would like to (hold a classroom competition, attend a state or national conference, etc.). The (Chapter Name) FFA chapter and I am writing to ask for your assistance. We are requesting your organization/business to provide/donate (make your special request such as materials or personnel to help judge an event) in support of this program.

(If there is an event, list the date, time and details here. Mention any recognition of sponsorship the company will receive in exchange for their sponsorship, goods or service.)

I hope we can count on your support of our students in this opportunity. I will call you in a few days to gather your feedback on this request and to find out any steps necessary to proceed. If you prefer, you may call me at (phone number) or send me an email at (email address) to let me know if your support of (Chapter Name) FFA might be possible.

As you and your colleagues are considering ways to impact our local community, consider (Chapter Name) FFA as a way to make a lasting impact. Thanks in advance for your support of agricultural education and young people who are learning to do, doing to learn, earning to live and living to serve.

Sincerely,

Name of instructor, alumni member or chapter officer
Title

SAMPLE PROPOSAL LETTER TEMPLATE 2

(Chapter Name) FFA (Event)

Providing the Next Generation of Leaders to Change the World

Date

(Student Name) walked into (his/her) first agricultural education class not knowing what to think. (He/She) was shy and didn't grow up on a farm. Four years later, **(student first name) says agriculture classes and (Chapter Name) FFA helped (him/her) grow into a leader in the school and community.**

As part of (his/her) FFA experience, (student first name) learned (hands on skill). (He/She) also learned about the food insecurity needs in our community. (Student first name) and (his/her) classmates developed a program to supply food to the local food pantry to help those in need. In (month), (student first name) and (#of students) presented their project to the city council and encouraged local leaders to find more ways to address food insecurity in our community.

This fall, (student first name) plans to enroll at (college) as a freshman studying (major). **She credits her involvement with FFA for helping her realize that everyone can be a part of agriculture and feeding the world. She now has the confidence and passion to help others and make a difference.**

The (FFA Alumni and Supporters) is proud of (student first name) and all the local agricultural education students. We're thrilled to play a small role in helping them become student leaders on a path to personal and career success.

Join us in supporting the next generation of leaders that will change the world! Become a sponsor of the FFA.

Your sponsorship dollars will:

- Help fund FFA activities to give teachers more time to focus on the classroom.
- Promote agricultural literacy.
- Develop student leadership skills.
- Prepare students for a wide variety of career opportunities.

A range of sponsorship options means you can choose the level of support that meets your budget and impact goals. Please **commit today** to the sponsorship level that is right for you and see the attached form for more sponsorship details.

Forever Blue,

Name of Alumni Member
Alumni and Supporters Chapter Name

FFA T-Shirt Design Brainstorm

Use this template to sketch out design ideas for a custom National FFA Week shirt for your chapter! Be sure the shirt has been approved by the chapter advisor and school administration before sending to production.



Front



Back

School Board Meeting Presentation Planning Template

Use the following template to help guide you prepare FFA members to present at a school board meeting. Be sure to go in official dress!

Welcome and Membership Update

Accomplishments So Far This School Year

National FFA Week Highlights and Invite

Additional Information to Share

Scavenger Hunt

A scavenger hunt can be a great way to get students excited and involved both in and out of the classroom. Below you will find two different types of scavenger hunts with which to engage students.

Scavenger Hunt for the Classroom

Prep:

1. Select the trivia questions you would like to use. (Hint: Use the FFA Facts or Agriculture Trivia to save time!)
2. Print and cut out each question separately.
3. Number each trivia question.
4. Create an answer key.
5. Hide each question around the classroom or ag facility.

Student Instructions:

1. Students will need their own notebook paper numbered (the numbers will depend on how many questions you hid around the room.
2. Students will move about the room to find each question. Once a question is found, they will write down the answer on their paper next to the correct number. (If the question says No. 6 they write the answer next to No. 6 on their paper.)
3. Once students find and answer all of the hidden questions, they turn the paper into you.
4. Number each paper in the order they come in. (Hint: It is best to stay in one spot while students are moving around the room).
5. Wait until each student has turned into their paper.

Who Wins?

1. Grade students with the answer key as papers come in.
2. The students who turn in the papers with the most correct answers first wins.
    a. Example: If Susie turns in her paper first and misses three, but Juan turns in his paper second and misses zero, Juan wins.
3. Recognize the winner! (Award Ideas: extra credit, candy, etc.)

Scavenger Hunt Around the School

1. Develop clues that can be linked throughout the school. Example, the corduroy resides here — this would lead students to the FFA jacket closet. Each stop needs to then have a clue to go to the next place.
2. Hide the clues in their respective places.
3. Have a surprise at the final destination.

OR

1. Create a list of items they have to complete. And how they have to show completion. Examples:
    a. Find one friend that is on the livestock judging team. Take a picture with them.
    b. Find an administrator and take a picture of your thanking them for their support of the chapter.
    c. This is where we "grow" learning, take a picture. (Answer: Greenhouse).
    d. Score big when you take your shot at success. (Answer: basketball court)
2. Hide clues in their respective places.
3. Have a surprise at the final destination.



Agriculture Trivia

Agriculture trivia can be a great way to engage all students, faculty, staff and administration by introducing a competitive and fun game that can be played each day during lunch, during morning or afternoon announcements or in your classroom.

Q: What is the most popular non-meat food commodity in the U.S.?

A: Flour (white and whole wheat)

Q: What image is used to depict the five food groups and the portions needed for a healthy diet?

A: Dinner plate – MyPlate model

Q: Which two countries are the largest trading partners with the U.S.?

A: China and Canada

Q: What agricultural commodity is the top import for the U.S.?

A: Fresh and processed fruit

Q: What is the greatest expense farmers have when raising livestock?

A: Purchased feed

Q: On average, how often does the average U.S. family consume pizza at home each year?

A: 30 times

Q: What is the term used to describe the production of aquatic animals and plants under controlled conditions?

A: Aquaculture

Q: What is the most popular meat food in the U.S.?

A: Chicken

Q: Which state has the highest number of farms in the U.S.?

A: Texas

Q: What agricultural commodity is the U.S. top export?

A: Soybeans

Q: Who was responsible for establishing the United States Department of Agriculture (USDA) in 1862?

A: Abraham Lincoln

Q: About how much water does a dairy cow consume in a day?

A: 25 to 50 gallons

Q: Ethanol is a biofuel made from what agricultural commodity?

A: Corn

Agricultural Literacy Coloring Pages

Use these coloring pages to engage elementary students in agricultural content during an agricultural literacy day or event.

Pp




cat
C


dog
D



ALUMNI AND SUPPORTERS

Local FFA Alumni and Supporters are a resource for knowledge, skill and interest in helping prepare the future generation of leaders. Taking time to engage with these individuals during National FFA Week is a great way to say thank you, gain support and involve those that have a vested interest.

- Tips and Tricks for Involvement
  - Adult membership is open to anyone who is interested in supporting and promoting agriculture, agricultural education and the FFA at the local, state and national level. If you have individuals that are proud of FFA and want to help local FFA members acquire knowledge and experience from agricultural education and FFA activities, have them become an adult member! Anyone can join at https://www.ffa.org/alumni_and_supporters/join-alumni/. If you have not started a local FFA Alumni and Supporters chapter, learn more at https://ffa.box.com/v/start-an-alumni-chapter.
  - Many colleges and businesses have FFA Alumni and Supporter chapters with members that are eager to get involved at the local level! Consider inviting them to be a guest speaker or take a field trip to their location. They may want to help with a fundraiser or share how their FFA experiences led to success.
- ShopFFA Alumni and Supporters
  - ShopFFA provides merchandise ready for the alumni and supporters in your chapter.

Tips and Tricks for Involvement

Adult membership is open to anyone who is interested in supporting and promoting agriculture, agricultural education and the FFA at the local, state and national level. If you have individuals that are proud of FFA and want to help local FFA members acquire knowledge and experience from agricultural education and FFA activities, have them become an adult member! **ShopFFA alumni and supporters products can be found here.**

Fans

Young alumni who may not yet have the resources for large donations or the experience to volunteer as mentors, but support FFA by posting on social media, talking to peers about FFA and inspiring others to support FFA.

- Sign up for the FFA newsletter here.
- Sign up for a Forever Blue Membership

Advocates

Alumni who openly support FFA on a national or local level.

- Start an FFA Alumni and Supporters chapter: Former FFA members and interested adults are a natural, supportive resource for FFA advisors and their students. A National FFA Alumni and Supporters chapter helps to rally the local community around agricultural education and activities. FFA Alumni and Supporters chapters also provide a helping hand to FFA advisors in coordinating activities for the local FFA chapter.

Mentors

Alumni mentors have been in the workforce for a few years and have a passion for sharing this experience with others to provide support, advice and guidance to student members.

- Reach out and have them share their story with your chapter at an event.

Volunteers

These alumni contribute time or talent to provide a service to FFA either nationally or at a local chapter level.

- Attend an event
  - Regional Development Conference
  - National Convention & Expo

Donors

There are many ways an alumni can give back to the FFA. Every gift, no matter the size, helps to sustain and grow the mission and programs that FFA provides.

- Donation options include the following:
  - Choosing a custom amount one time or recurring
  - Direct gift to a specific fund
  - Donation in honor or memory of someone
  - Etc.

Supporters

These individuals may not have donned the blue jacket but have a vested interest in supporting FFA and agricultural education. There are many ways that supporters can assist and support programs.

- Attend an event
- Donate time or money
- Mentor or advocate

- Share stories online with #FFAAlumni and #FFACheckIN
- Encourage alumni to check in at FFA.org/checkin.
- Publish an article, editorial or blog about FFA experiences.
- Recruitment drive to attract new alumni and supporters (email alumni@ffa.org for free brochures).
- Host FFA member ice cream social, cookout or other meet and greet.
- Provide certificates or banners for existing members.
- Participate in a fundraising campaign as an alumni and supporters chapter or in partnership with a local chapter.
- Promote Give FFA Day on Tuesday, Alumni Day on Thursday and wear blue day on Friday.
- Bring an FFA jacket to work.
- Wear an FFA shirt or other gear to work.
- Nontraditional chapters can invite local student chapters to tour location/campus.
- Offer a job shadow day.
- Be a part of an organized career day at a local high school or community with college/technical schools.
- Serve as a guest speaker in the ag classroom.
- Encourage members to mentor a student.
- Organize a community service activity.
- Apply for and/or implement a partnership activity with a local chapter through an FFA Alumni and Supporter's Grant (FFA.org/alumnigrants).
- Share Forever Blue and other benefits with your internal membership (FFA.org/alumnibenefits).
- Share the Educational Enrichment Program opportunity (Pearson.com/FFA.

MEDIA, PROMOTION AND ADVOCACY

Telling your chapter's story and inviting individuals to share in the National FFA Week celebration are important components to making an impact in your community and school. The following resources will help you share your story and FFA Week events throughout the community.

- Strengthen Agriculture by Telling the FFA Story
  - How can I tell the story of FFA and my chapter? Here are some ideas to help with promotion throughout the community.
- Social Media Tips and Tricks Guide
  - Our shared goal during National FFA Week is to tell the world about FFA! Thousands of voices spreading the FFA message across social media elevates awareness of FFA and that's where you come in. Your chapter's story is important in helping others learn who we are, what we do and the diversity of FFA across the country. Use these top 10 tips on using your voice on social media to promote your chapter and FFA during FFA Week.
- Social Media Post Examples
  - Utilize these examples to help plan your social media posts for National FFA Week.
- National FFA Week on Social Media 2020
  - Use the template to create your social media plan for the week and get approval from the chapter advisor and school administration.
- News Release Template
  - Use this template to map out your news release announcing National FFA Week to the community.
- Public Service Announcement Scripts
  - Utilize these public service announcement scripts to help you with sharing your National FFA Week story with the radio community.
- Morning Announcement Script
  - Use this morning announcement script to help you with sharing your National FFA Week story with the school.
- Sample Congressional Letter
  - Use this template to draft a letter to your state representatives about National FFA Week.
- National FFA Week Proclamation
  - Use this proclamation to share with your school and community the importance of National FFA Week.
- Fun Facts About FFA
  - Sharing FFA trivia can be a great way to help educate others about the organization while creating a fun and engaging activity that can be used in the classroom or any time during National FFA Week.
- FFA.org/national-ffa-week

Strengthen Agriculture by Telling the FFA Story!

How can I tell the story of FFA and my chapter? Here are some ideas to help with promotion throughout the community.

Write an editorial for your local newspapers. Highlight the many opportunities FFA has to offer.

Have a local mayor and/or town official sign the National FFA Week Proclamation. Take it a step further and reach out to the governor to sign the proclamation.

Work with local billboard agencies and secure space for an FFA Week billboard. Ask them if they will donate the space for a month or so.

Place "FFA Supporter" signs in the windows of partnering businesses.

Provide "FFA Facts" for your local media and school newspaper.

Work with local newspapers and radio and TV stations to highlight the activities of the chapter and FFA members. Don't forget about your school newspaper and announcements.

Develop an FFA Week supplement for the local paper or for the school newsletter. Make it electronic and post it on the websites.

Utilize social media and the hashtags #FFAWeek and #SpeakAg to share fun facts and activities.

Send a congressional letter to announce National FFA Week.

Hold an open house for the community. Show off your classrooms, facilities and other special chapter areas. You also could do this at an off-site location and not necessarily a farm.

Take food or treats to the morning radio/TV stations. Examples include cookies, candy, cupcakes, etc.

Send in ad slicks to area businesses for possible placement in newsletters, magazines, etc. Work with your local newspaper for donated ad space.

Speak on the radio or have the radio station come to an event at your school during National FFA Week. Use the PSA script to help you plan.

Social Media Tips and Tricks Guide

Our shared goal during National FFA Week is to tell the world about FFA! Thousands of voices spreading the FFA message across social media elevates awareness of FFA and that's where you come in. Your chapter's story is important in helping others learn who we are, what we do and the diversity of FFA across the country. Here are our top 10 tips on using your voice on social media to elevate your chapter and FFA during FFA Week!

Pick one or two social platforms to concentrate on. Don't spread yourself too thin. It's better to be in one place with great stories than everywhere with mediocre stories.

Which social platforms will you concentrate on?

1. _____
2. _____

Before FFA week, plan your posts. You can even write some of them ahead of time. Planning ahead will save time during FFA Week so that you can enjoy the celebration too! Just leave some room for spontaneity. In the boxes below compose two posts for each social platform you selected above. Read the tips below to help you plan! Need to see some examples? Click here!

Social platform 1: _____	Social platform 2: _____
1.	1.
2.	2.

Tip 1:
Use **#FFAWeek** and tag **@NationalFFA** on all your social posts so people can find and National FFA can share the amazing stories you're telling.

Tip 3:
Remember your FFA voice — a positive, respectful and inspirational tone. If individuals comment on your posts with unkind words, resist the urge to argue with negative comments. You won't change any minds and it will just ruin your day. We like to say, "Hug Your Haters."

Tip 2:
Share what you and your chapter are doing during FFA Week, but don't forget the rest of the year. Does someone in your chapter have an interesting or unique SAE? Share it! Does your chapter have a Living to Serve project? Share it! And of course, share your FFA Week activities too!

Tip 4:
Use Instagram/Facebook stories to *tell* stories. For instance, your story could be an ongoing "scrapbook" of that day's FFA Week activities.

Tip 5
Try ending your social post with a question or ask others to share their stories in the comments. This will help create engagement and conversation amongst your followers.

Use this space to brainstorm a list of photos and videos that could be used. Don't have any that will work? Brainstorm pictures and videos that can be taken!

Use the highest quality photos and videos you have access to in your posts. These tell the best stories and generate the most engagement.

If someone is being vulgar, bullying or posting unrelated comments on your posts, hide them. It's good practice to have user guidelines on your page in the about section. Ours is at https://www.facebook.com/pg/nationalffa/about/ under general information.

Compose some guidelines that you could include to help avoid vulgarity, bullying or posting unrelated comments.

MOST important: Every member and every chapter have an important FFA story. Don't be afraid to share yours - we know it will be interesting!

Ready to plan your whole week of social media posts? Use the National FFA Week on Social Media 2020 planning guide!

Social Media Post Examples

Sample Tweets

Hi @(legislator's handle) the _____ FFA Chapter would like you to participate with us during National FFA Week by proclaiming that Feb. 22-29 is National FFA Week! You can find the proclamation **here**. We hope to hear from you! #FFAWeek #SpeakAg

*information from: FFA.org/about/what-is-ffa/ffa-history

Hi @(legislator's handle) the _____ FFA Chapter has _____ members who are going to be the next generation of agriculturists. During FFA Week, we hope you will continue to support us as the next skilled workforce of biologists, chemists, engineers and entrepreneurs. #FFAWeek #SpeakAg

Hi @(handle) Happy FFA Week! I am a proud member of the National FFA Organization and wanted to extend a thank you for your support of agriculture and food sectors, which add 21.4 million jobs in our nation. #FFAWeek #SpeakAg

*information from: https://www.ers.usda.gov/faqs/

Hi @(handle) this week is National FFA Week where we are celebrating agriculture and the National FFA Organization. Did you know that the first FFA Week was celebrated in 1948? We are glad they started it back then so we can enjoy all the activities we have now. #FFAWeek

*information from: FFA.org/about/what-is-ffa/ffa-history

Sample Facebook Posts

Sample Instagram Posts

nationalffa • Follow

nationalffa What Luke said 👆.
•
But really, there's still time left to give to your favorite organization on #GiveFFADay!

Thank you to everyone for your continued support! We appreciate you so much 💙 💛.
•
➡️ www.ffa.org/give-ffa-day/

nationalffa • Follow

nationalffa Pretty sure we can all agree that our FFA experience still influences many aspects of our personal and professional lives. Are we right? 🙋

Take a few minutes and Check IN with your fellow alumni at FFA.org/CheckIN (link in bio); as we join our voices and reconnect to support the future of food and agriculture. 🍓 🌽 🍗

#FFACheckIN #FFAWeek #FFAJustOne #FFAStyle

National FFA Week on Social Media 2020

DIRECTIONS:
Use the following template to create your social media plan for the week and get approval from the chapter advisor and school administration. Ideas and special events for each day are bulleted. Need examples? Use the following examples to guide your plan.

Sat. 22	_____ _____ ➢ Make your profile picture blue today! #FFAWeek @NationalFFA
Sun. 23	_____ _____ ➢ Share a Share a photo and your SAE story! #FFAWeek @NationalFFA
Mon. 24	_____ _____ ➢ Describe the impact a fellow FFA member has had on you! #FFAWeek @NationalFFA
Tues. 25	_____ _____ ➢ You will become an alumni. What type of alumni will you be? #FFAWeek @NationalFFA
Wed. 26	_____ _____ ➢ Share with a teacher or FFA advisor how he or she has enhanced your education! #FFAWeek @NationalFFA
Thurs. 27	_____ _____ ➢ Encourage friends and family to give to FFA today! #GiveFFADay #FFAWeek @NationalFFA
Fri. 28	_____ _____ ➢ Post a photo of you wearing blue today! #FFAWeek @NationalFFA
Sat. 29	_____ _____ ➢ Share a picture of you during a community service event! #LivingtoServe #FFAWeek @NationalFFA

News Release Template

CONTACT

John Doe
Title/Position
Organization Name
jdoe@email.org
123-456-7890

(Enter Name of Chapter) Celebrates 2020 National FFA Week, Feb. 22-29

INDIANAPOLIS — The (enter name of chapter) in (enter city, state,) will celebrate National FFA Week, Feb. 22-29, 2020. This FFA Week embraces more than 92 years of FFA traditions while looking forward to the organization's future. More than 700,000 members will participate in National FFA Week activities at local, state and national levels. These members have a passion for agriculture.

Designated a national week in 1947, the week of George Washington's birthday, National FFA Week runs from Saturday to Saturday and gives FFA members an opportunity to educate the public about agriculture. During the week, chapters conduct a variety of activities to help others in their school and community learn about FFA and agricultural education. (Enter name of chapter) will celebrate National FFA Week by participating in the following activities: (list chapter activities).

Today's FFA members are the innovators and leaders of tomorrow. Through agriculture and hands-on learning, they are preparing for more than 250 unique career opportunities in the food, fiber and natural resources industries.

The National FFA Organization provides leadership, personal growth and career success training through agricultural education to more than 700,000 student members who belong to one of 8,600 local FFA chapters throughout the U.S., Puerto Rico and the U.S. Virgin Islands. The organization is also supported by 8+ million alumni members throughout the U.S.

# # #

About National FFA Organization
The National FFA Organization is a national youth organization of more than 700,000 student members as part of 8,600 local FFA chapters in all 50 states, Puerto Rico and the U.S. Virgin Islands. The FFA mission is to make a positive difference in the lives of students by developing their potential for premier leadership, personal growth and career success through agricultural education. For more, visit the National FFA Organization online at FFA.org and on Facebook, Twitter.

About National FFA Foundation
The National FFA Foundation builds partnerships with industry, education, government, other foundations and individuals to secure financial resources that recognize FFA member achievements, develop student leaders and support the future of agricultural education. Governed by a 19-member board of trustees composed of educators, business leaders, individual donors and FFA Alumni, the foundation is a separately registered nonprofit organization. About 82 percent of every dollar received by the foundation supports FFA members and agricultural education opportunities. For more, visit FFA.org/Give.

Public Service Announcement Scripts

Utilize these public service announcement scripts and morning announcement script to help you with sharing your National FFA Week story with the radio community and school.

PSA: 30 SECOND RADIO

National FFA Week
Feb. 22-29, 2020

Hello! I'm (name). As a proud member of the (chapter name) FFA Chapter, I am excited for the many opportunities to get involved during National FFA Week. Whether it's National Wear Blue Day, Give FFA Day, hosting a community service event or all of the above — together, we can make a lasting difference. Imagine the impact we can each have by showing our support. Visit FFA dot org today for more information. Let's keep our FFA community strong!

PSA: 30 SECOND RADIO

National FFA Week
Feb. 22-29, 2020

Hello! I'm (name). As a proud member of the (chapter name) FFA Chapter, I invite you to join us during National FFA Week to celebrate FFA and show your support of agricultural education and the future of agriculture. This week — and every week — we recognize the impact our members and supporters have on our chapters, communities and agriculture. By doing just one positive action, each and every one of us can make a difference. Are you ready? Visit FFA dot org today to learn how you can get involved.

Morning School Announcement

Good morning (insert school name) school! This week is National FFA Week, a time in which to celebrate and learn about agriculture and FFA. Did you know that the National FFA Organization has over 700,000 members in all 50 states and Puerto Rico and the U.S. Virgin Islands? Not only is National FFA Week a great way to celebrate and learn about agriculture and FFA, it is a great way for everyone to get involved here at school! This week we will have (list any important events, dress-up days, etc.). During this week, we hope to see each one of you learn and engage with us to help celebrate!

Sample Congressional Letter

[Insert Date]
The Honorable [Insert Senator's Name]
Office Address
United States House of Representatives/United States Senate
City, State, Zip

Dear **Rep./Sen.** [Insert Last Name]:

My name is [Insert Your Name], and I am a constituent of the [Insert Chapter Name] FFA Chapter located at [Insert Your School Address] in [Insert Your City], [Insert Your State].

I am writing you during National FFA Week (Feb. 22-29, 2020) to let you know the importance of the National FFA Organization and the impact it makes on our local community. FFA is a national organization made up of 700,170 agricultural education students from all 50 states, Puerto Rico, and the U.S. Virgin Islands. We focus on developing our potential for premier leadership, personal growth and career success through agricultural education. As FFA members, we have the opportunity to participate in career and leadership development events that range from livestock judging to floriculture.

I participate in FFA by [insert information about your CDE/LDE, SAE or brief FFA story.] At the local level, we make a difference in our communities through numerous community service projects.

We would love for **Rep./Sen.** [Insert Last Name] to continue **his/her** support of the National FFA Organization and the next generation of agriculturists. Agriculture needs a strong and skilled workforce, and we are the future farmers, biologists, chemists, veterinarians, engineers and entrepreneurs who will fill these roles. We invite **Rep./Sen.** [Insert Last Name] to visit our program when **he/she** is in the area so that we can show **him/her** what we offer students.

Thank you for your time and considering my request.

Sincerely,

[Insert Your Name]
[Insert Phone Number]
[Insert Email Address]

National FFA Week Proclamation

Whereas, FFA and agricultural education provide a strong foundation for the youth of America and the future of food, fiber and natural resources systems; and

Whereas, FFA promotes premier leadership, personal growth and career success among its members; and

Whereas, agricultural education and FFA ensure a steady supply of young professionals to meet the growing needs in the science, business and technology of agriculture; and

Whereas, the FFA motto — "Learning to Do, Doing to Learn, Earning to Live, Living to Serve" — gives direction and purpose to these students who take an active role in succeeding in agricultural education; and

Whereas, FFA promotes citizenship, volunteerism, patriotism and cooperation.

Therefore, I do hereby designate the week of Feb. 22-29, 2020, as National FFA Week.

_____ _____

Signature *Date*

FFA Facts

Sharing FFA trivia can be a great way to help educate others about the organization while creating a fun and engaging activity that can be used in the classroom or any time during National FFA Week.

Q: What are the two official colors of the National FFA Organization?

A: National blue, Corn gold

Q: In what year was the signature blue-and-gold jacket adopted as the organizations' Official Dress??

A: 1933

Q: The National FFA emblem consists of five meaningful symbols. Which symbol represents progress and opportunity?

A: Red rising sun

Q: The National FFA emblem consists of five meaningful symbols. Which symbol serves as a reminder of our freedom?

A: The eagle

Q: In what year were females accepted into FFA as members?

A: 1969

Q: Prior to African Americans being accepted into the FFA, what organization did African American members belong to?

A: New Farmers of America

Q: Which of the following celebrities were FFA members?

a. Walt Disney
b. Eric Church
c. Taylor Swift
d. Wayne Brady

Q: Which 5 states have the highest membership?

A: Texas, California, Georgia, Oklahoma and Missouri

Q: The National FFA emblem consists of five meaningful symbols. Which symbol represents unity and is the foundation of the emblem?

A: Cross-section of ear of corn

Q: The National FFA emblem consists of five meaningful symbols. Which symbol signifies labor, the backbone of agriculture?

A: Blue plow

Q: The National FFA emblem consists of five meaningful symbols. Which symbol represents the wisdom and knowledge required for success in agriculture?

A: The owl

Q: In what year were African Americans accepted as FFA members?

A: 1965

Q: Today, membership dues for National FFA is $7. What were membership dues in 1928?

A: 10 cents per year

Need more trivia? Take a look at some more National FFA History and explore the National FFA website.

Consider sharing an FFA fact during the school announcements each morning!

AWARDS AND RECOGNITION

Recognizing people in the community, business world and school is an important component of celebrating National FFA Week as it allows a chapter the opportunity to thank those individuals for their continued support, and by showing recognition, a chapter can continue to increase support.

- Recognize Community Members and Local Businesses
  - It is always important to recognize those outside of your school for their help and support throughout the school year. Through recognition methods, you can show gratitude and increase support for future events. Utilize these ideas for recognition of community members and local businesses or brainstorm unique ideas of your own.
- Recognize Supporters in the School (Ex. superintendent, teachers, all school staff)
  - It is always important to recognize people within the school who help and support your FFA chapter. Through recognition methods, you can show gratitude and increase support for future events. Utilize these ideas for recognition of those within your school or brainstorm unique ideas of your own.
- Family and Personal Support Recognition
  - Students have supporters in their lives, such as family, friends, teachers or other professionals both in and out of the school building. Taking the time to give recognition to these individuals becomes important for letting them know the impact they have had.
- Student Recognition
  - National FFA Week provides a great opportunity to recognize students, both members and non-members. Through recognition, you can share the value and accomplishments that members have made, which can aid in recruitment and retention within the program.
- Certificate of Recognition
  - Use this certificate to present to different individuals to thank them for their time, service or support throughout the year.
- ShopFFA award and recognition products can be found here.

Recognition of Community Members and Local Businesses

It is always important to recognize those outside of your school for their help and support throughout the school year. Through recognition methods, you can show gratitude and increase support for future events. Below are some ideas for recognition of community members and local businesses.

Plan a trip to visit companies and businesses that support the chapter. Examples: local Ford or John Deere dealerships and local agricultural companies

Invite a supportive business or company to speak in the agricultural classroom or at an event hosted by the chapter during FFA week.
Examples: local Dodge dealership owner, local seed salesperson, local chemist, floral shop owner/worker

Display and promote local internship opportunities. Need help finding opportunities? Reach out to your guidance counselor and/or extension educator.

Host a breakfast and invite those both inside and outside of the school that support FFA. To help make this happen, hos a potluck, have alumni donate their time or supplies and ha students make pancakes.

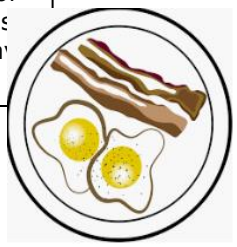

Recognize those that have helped with an event, provided resources, been extra supportive, etc. with FFA events throughout the year by presenting them with a certificate or a handwritten note from students.

Host and invite community members and local businesses to an ice cream social. Each topping can be located at a different station that highlights a different program component (Examples: SAE, classes offered, CDEs/LDEs, etc.)

Encourage involvement or add these individuals to the alumni and supporters chapter for your FFA Chapter. Want to start an alumni chapter? Use the following resource to get started:
https://ffa.box.com/s/o8lqm0bi52u3igotvs7zkcoaw2ufp3ys

Recognition of Supporters in the School

It is always important to recognize people within the school who help and support your FFA chapter. Through recognition methods, you can show gratitude and increase support for future events. Below are some ideas for recognition of those within your school.

Visit and present at a school board meeting to share the chapter's story of what members are doing in the community, classroom and FFA.

Provide shirts, cups or pins to help others show support during National FFA Week. Invite staff and administration to bring in their FFA jacket if they are former members.

Provide snacks or treats for teachers, administrators, support staff, etc. to enjoy. Include a note to add an extra personal touch!

- Serve cookies or cupcakes with FFA written in blue and gold colors.
- Have members, alumni and supporters or a local business make pie and deliver a slice to each person.



Host a breakfast and invite those both inside and outside of the school that support FFA. To help make this happen, hos a potluck, have alumni donate their time or supplies and ha students make pancakes.

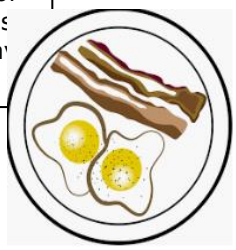

Recognize those that have helped with an event, provided resources, been extra supportive, etc. with FFA events throughout the year by presenting them with a certificate or a handwritten note.



Host and invite individuals to an ice cream social. Each topping can be located at a different station that highlights a different program component (Examples: SAE, classes offered, CDEs/LDEs, etc.)

Family and Personal Support Recognition

Students have supporters in their lives, such as family, friends, teachers or other professionals both in and out of the school building. Taking the time to give recognition to these individuals becomes important for letting them know the impact they have had.

Recognize those that have helped with an event, provided resources, been extra supportive, etc. with FFA events throughout the year by presenting them with a certificate or a handwritten note.

Host a breakfast and invite those both inside and outside of the school that support FFA. To help make this happen, hos a potluck, have alumni donate their time or supplies and ha students make pancakes.

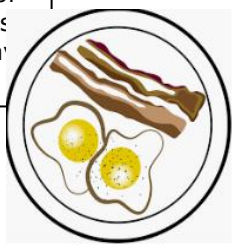

Encourage involvement or add these individuals to the alumni and supporters chapter for your FFA Chapter. Want to start an alumni chapter? Use the following resource to get started: https://ffa.box.com/s/o8lqm0bi52u3igotvs7zkcoaw2ufp3ys

Present these individuals with small gifts that are products from an SAE or class project. Examples: plants grown in the greenhouse, products made through an SAE, such as soap

Host and invite individuals to an ice cream social. Each topping can be located at a different station that highlights a different program component (Examples: SAE, classes offered, CDEs/LDEs, etc.)

Student Recognition

National FFA Week provides a great opportunity to recognize students, both members and non-members. Through recognition, you can share the value and accomplishments that members have made, which can aid in recruitment and retention within the program.

Recognize SAE programs in each class and have that student share what they have learned.

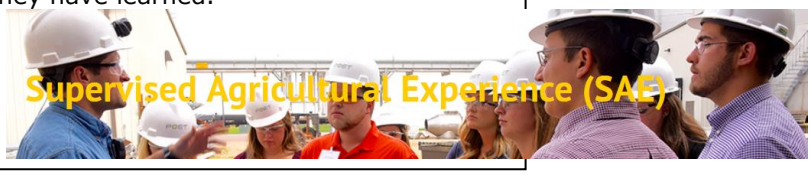

Recognize members with outstanding record books by having them share their experiences in class, with alumni and supporters or at a school board meeting.



Recognize student career goals and highlight the opportunities available through a career fair, industry tours, or presentations in class or to the school board.

Recognize students by sharing their FFA stories in the school newsletter/blog, in class or in the local newspaper. Example prompt: How has FFA made an impact in your life?

Have students demonstrate skills learned in their SAE, class projects, jobs in class or during a chapter meeting.

Recognize student leadership successes in class, whether it is gained through FFA or another organization.

Certificate of Appreciation

In recognition of your continuing support we hereby present

_____

with this certificate of appreciation from the _____ *chapter.*

_____
Chapter President

_____
Chapter Secretary

_____
date

CLASSROOM EDUCATIONAL MATERIALS

FFA is embedded in every agriculture class from agricultural mechanics to veterinary science. Include these turn-key lessons in your class to share FFA with all your students.

- FFA Fundamentals Choice Board
  - The "FFA Fundamentals Choice Board" is designed to help students quickly learn FFA basics while exploring FFA.org. This is the perfect activity for an FFA unit or for Discovery and Greenhand FFA Degree candidates.
- Student Handbook Lessons
  - Use these turn-key lessons to teach students about all things FFA while incorporating the student handbook.
- Ag Ed Academy
  - Use these online learning modules designed around the seven keys of local program success, which include FFA, instruction, SAE, program planning, partnerships, marketing and professionalism.
- ShopFFA instruction materials can be found here.

FFA Fundamentals Choice Board

STUDENT LEARNING OBJECTIVES:

After completing the FFA Fundamentals choice board, students will …

1. Utilize resources and activities to discover opportunities available in FFA.
2. Develop a foundational understanding of FFA basics.
3. Maximize interests in FFA.

RESOURCES: FFA.org

EQUIPMENT AND SUPPLIES NEEDED:

1. A copy of the choice board for each student
2. Internet access for students at least on a weekly basis

USE THIS GUIDE TO:

1. Introduce your students to the basics of FFA.
2. Supplement current coursework with select activities and tools available on FFA.org.

STANDARDS ALIGNMENT:

These activities were created with consideration given to the following educational standards:

FFA Precept

- FFA.PL-A.Action: Assume responsibility and take the necessary steps to achieve the desired results, no matter what the goal or task at hand.
- FFA.PL-C.Vision: Visualize the future and how to get there.
- FFA.PL-D.Character: Conduct oneself appropriately in relation to others regardless of the situation.
- FFA.PL-E.Awareness: Understand personal vision, mission and goals.
- FFA.PG-I.Professional Growth: Assume responsibility for attaining and improving upon the skills needed for career success.
- FFA.PG-J.Mental Growth: Embrace cognitive and intellectual development relative to reasoning, thinking and coping.
- FFA.CS-M.Communication: Effectively interact with others in personal and professional settings.

Common Core – Reading: Informational Text

- CCSS.ELA-Literacy.RI.9-10.4 Determine the meaning of words and phrases as they are used in a text, including figurative, connotative, and technical meanings; analyze the cumulative impact of specific word choices on meaning and tone (e.g., how the language of a court opinion differs from that of a newspaper).

Common Core – Writing

- CCSS.ELA-Literacy.W.9-10.2 Write informative/explanatory texts to examine and convey complex ideas, concepts, and information clearly and accurately through the effective selection, organization, and analysis of content.

Common Core – Speaking and Listening

- CCSS.ELA-Literacy.SL.9-10.1 Initiate and participate effectively in a range of collaborative discussions (one-on-one, in groups, and teacher-led) with diverse partners on grades 9-10 topics, texts, and issues, building on others' ideas and expressing their own clearly and persuasively.

Common Core – Literacy in Science & Technical Subjects: Writing

- CCSS.ELA-Literacy.WHST.9.10.4 Produce clear and coherent writing in which the development, organization, and style are appropriate to task, purpose, and audience.

AFNR Career Ready Practices

- CRP.02. Apply appropriate academic and technical skills. Career-ready individuals readily access and use the knowledge and skills acquired through experience and education to be more productive.
- CRP.04. Communicate clearly, effectively, and with reason. Career-ready individuals communicate thoughts, ideas and action plans with clarity, whether using written, verbal and/or visual methods.
- CRP.07. Employ valid and reliable research strategies. Career-ready individuals are discerning in accepting and using new information to make decisions, change practices or inform strategies.
- CRP.08. Utilize critical thinking to make sense of problems and persevere in solving them. Career-ready individuals readily recognize problems in the workplace, understand the nature of the problem, and devise effective plans to solve the problem.
- CRP.11. Use technology to enhance productivity. Career-ready individuals find and maximize the productive value of existing and new technology to accomplish workplace takes and solve workplace problems.

Partnership for 21st Century Skills

- Communication
- Critical Thinking and Problem Solving
- Flexibility and Adaptability

- Information Literacy
- Initiative and Self-Direction
- Leadership and Responsibility

IMPLEMENTATION:

FFA Fundamentals

The "FFA Fundamentals Choice Board" is designed to help students quickly learn FFA basics while exploring FFA.org. This is the perfect activity for an FFA unit or for Discovery and Greenhand FFA Degree candidates.

1. *Suggested Use*: If you have ample time to complete an FFA unit, then these activities could be stretched over two or more weeks. Some activities require more work than others. If your time is limited, you could put students into groups of four. Each group member would be responsible for completing one block from the "Remember/Understand" row and one block from the "Apply/Analyze/Evaluate" row. Group members would then teach the other group members what they learned. The group would work together to complete the items in the "Create" row.

2. *Grading*: How you determine if a student has completed the tasks depends on your preference and what resources are available to you. Suggestions include having them email or print something that proves they completed a task or for them to write a brief summary paragraph of a video they watched or article they read.
    a. Work can be collected weekly or every few weeks for grading.
    b. *Tip:* Count the entire choice board grade (each is worth 100 points) as a test or project grade or have it count twice.

FFA Fundamentals

DIRECTIONS:
You will explore FFA.org to complete the tasks listed below. Some of the tasks will take longer than others, but you can complete them in *any order you choose*. Your due date for completion of this board is _____. Shade or color in each block below as you complete it. The board is worth a total of 100 points. The maximum point value for each activity is at the bottom of each block.

Remember/ Understand	Who are the National FFA Officers? President: _____ Secretary: _____ Eastern Region VP: _____ Western Region VP: _____ Southern Region VP: _____ Central Region VP: _____ Who is the National FFA Advisor? _____ *(Hint: This is the National FFA leadership.)* 5 points	What is the FFA mission statement? What is the FFA motto? *(Hint: Learn more about us.)* 5 points	How many FFA members are there? What states and territories have FFA chapters? How many FFA chapters are across the nation? *(Hint: This is the basics of our membership.)* 5 points	List five National FFA Career and Leadership Development Events. 5 points
Apply/Analyze/ Evaluate	Write a one-paragraph response to these questions: Does your FFA involvement have to end when you graduate high school? Why or why not? How can you remain involved? *(Hint: Alumni and supporters are important to FFA.)* 5 points	Write a three-paragraph analysis of the five symbols that make up the FFA emblem and explain how they tell the story of FFA. *(Hint: The emblem is part of our brand.)* 10 points	Write a one paragraph response explaining what a supervised agricultural experience (SAE) program is and the benefits of having an SAE. 5 points	What is FFA? Choose one of the following methods to answer the question: • Write a summary paragraph. • Draw a cartoon that summarizes the facts. • Write a song or poem that summarizes the facts. 10 points
Create	Read the FFA Creed. (FFA.org/about/ffa-creed/) Write a letter to E.M. Tiffany, and discuss the parts of the Creed you believe are still relevant to FFA members today and those parts that might need to be changed to better reflect the modern FFA member. 5 points	Imagine you've been asked to plan a service project for your chapter. What steps do you take? Use the "Interactive Service Planning Guide" to complete the first step in planning a service project. *(Hint: FFA members build stronger communities by "Living to Serve.")* 10 points	Explore the events and conferences offered by National FFA. Compile the skills and experiences gained through these programs. Choose one of the following methods to share: • Write a two-page paper discussing the skills/experiences. • Create a collage (digital or poster board) that displays all the skills. 15 points	Team up with one or two classmates. Create a pictorial timeline of FFA history. The timeline should have at least 10 events that span from the year FFA was founded to the current decade. Required events: • FFA founded • FFA and NFA merged • Girls granted membership • FFA changed its name 20 points

Rubric: FFA Choice Board

5 POINT TASKS		
Criteria	**Points Available**	**Points Received**
Work shows understanding and knowledge of the topic.	2	
Work shows good effort and is of high quality.	1	
Student followed all instructions for the task.	1	
Work was turned in on time.	1	
	Total	

10 POINT TASKS		
Criteria	**Points Available**	**Points Received**
Work shows understanding and knowledge of the topic.	4	
Work shows good effort and is of high quality.	2	
Student followed all instructions for the task.	2	
Work was turned in on time.	2	
	Total	

15 POINT TASKS		
Criteria	**Points Available**	**Points Received**
Work shows understanding and knowledge of the topic.	6	
Work shows good effort and is of high quality.	3	
Student followed all instructions for the task.	3	
Work was turned in on time.	2	
	Total	

20 POINT TASKS			
Criteria	**Below Average (0–1 points)**	**Average (2–3 points)**	**Above Average (4–5 points)**
Knowledge	Work shows little to no understanding of the topic.	Work shows some understanding of the topic.	Work shows excellent understanding of the topic.
Quality	Work is very low quality with little evidence of effort.	Work shows some effort and is mostly neat.	Work shows excellent effort and is of high quality.
Instructions	Student did not follow instructions for the task.	Student followed some of the instructions.	Student followed all instructions for the task.
Timeliness	Work was submitted **more** than **one day** late.	Work was **one day** late.	Work was submitted on time.

LIVING TO SERVE: FFA WEEK SERVICE RESOURCES AND OPPORTUNITIES

Community service is a large part of FFA and is a great way to involve the community and call attention to the needs in your own community. During National FFA Week, we call attention to FFA and what we do as an organization. What better way to celebrate FFA Week than through a service project! Use the four steps to investigate, plan, serve and evaluate your project.

- Living to Serve Day of Service Mini-Grant
  - Your FFA Chapter can apply for up to $400 to plan, host and evaluate a Day of Service event during FFA Week. Apply early to ensure funding for your event.
- Service Learning Planning Guide
  - You want to make sure that your FFA chapter has a successful service experience, so to help your chapter plan for your FFA Week service event, use the online Service Planning Guide found **HERE** to walk you through the process.
- New Living to Serve Chapter Challenge
  - Make sure that your FFA Chapter is logging their service hours each month to be eligible for some exclusive FFA T-shirts.
- Interactive Online Planning Guide
  - Use this online planning guide to ensure your service projects are a success. You can fill in the fillable text boxes in the planning guide and print off a copy for a teacher or advisor to review or grade.
- Day of Service Examples
  - Need examples to get you started? Here are some Living to Serve Day of Service Mini-Grant events that were funded through the grant program.
- Grants for Growing
  - FFA chapter advisors can apply for funding to support one of three areas: Grow Your Classroom, Grow Your FFA Chapter or Grow Your Ag Awareness.

Service Opportunities and Resources

Living to Serve is the last line of the FFA motto and service is an important part of National FFA Week. Hosting a service event is a great way to involve community members to help address a need in your hometown. During FFA Week, we call attention to FFA and what we do as an organization. What better way to celebrate National FFA Week than through a service project!

FUNDING TO SUPPORT YOUR FFA WEEK SERVICE EVENT

Your chapter can apply for a Living to Serve Day of Service Mini-Grant for up to $400 to host a day of service during FFA Week. The application is easy to complete and can be found at FFA.org/LivingToServe/Grants. In the application, share how your FFA Week service event will meet a need in the community based on the four focus areas.

When applying for a Living to Serve Day of Service Mini-Grant, you will need to identify what focus area the service activity falls under. Below are the focus areas that need to be identified when applying for the funds.

	Community Safety	Addresses concerns regarding the safety of community members and the preparation, response and recovery efforts that relate to emergency preparedness and natural disasters.
	Hunger, Health & Nutrition	Addresses unmet food insecurity needs, increasing physical activity and improving healthy habits to promote physical and mental well-being of the community.
	Community Engagement	Addresses matters related to heritage and traditions, connections between community members and civic responsibility throughout the community.
	Environmental Responsibility	Addresses issues regarding air and water quality, energy and water efficiency, at-risk ecosystems and conservation to protect and sustain the natural systems upon which all life depends.

SERVICE LEARNING PLANNING GUIDE

You want to make sure that your FFA chapter has a successful service experience, so to help your chapter plan for your FFA Week service event, use the online Service Planning Guide found **HERE** to walk you through the process.

4 Steps to Planning a Successful Service Event: Investigate, Plan, Serve and Evaluate.

HOW WILL YOU SERVE YOUR COMMUNITY

To create and carry out the best service project possible, include these four steps and use this guide to navigate along the way!

1 INVESTIGATE

To determine how you can best serve, you must find out what your community needs most. By investigating issues facing your community and what causes those issues you ensure that you maximize the impact of your project!

FIND YOUR TEAM
DETERMINE THE NEED
CHOOSE YOUR PROJECT

What are some needs in your community that your chapter could address through a one-time service event?

2 PLAN

For a successful project, set goals and break down each piece of what needs to be accomplished.

SET S.M.A.R.T. GOALS
BRAINSTORM COMMUNITY PARTNERS
CREATE A TIMELINE
DETERMINE ACTION STEPS AND MATERIALS
OUTLINE PROJECT PLAN

Set goals for your project and break down each piece that needs to be accomplished. Identify community partners, alumni and supporters and other youth groups to help with the FFA Week service project.

Get funding to support your FFA Week service project by applying for the **$400 FFA Day of Service Mini-Grant.** Access the application at FFA.org/livingtoserve/grants/.

3 SERVE

Put your plan into action and serve your community!

PROJECT TIPS

Put your leadership into action and make an impact on your community! Make sure to take pictures to share through social media and use **#FFAChallengeAccepted #LivingToServe #FFAWeek**

4 EVALUATE

Throughout the project, track your progress and gather results. When the project is complete showcase your impacts, celebrate meeting your goals and recognize partners.

REFLECT AND GATHER RESULTS
TELL YOUR STORY

Go back to your goals. Did you achieve them? Why or why not? What successes did you have? What barriers did you encounter?

Be sure to share your stories and impacts through the **Living to Serve Chapter Challenge** to get your chapters enrolled in a drawing for an exclusive T-shirt. (https://www.ffa.org/ffa-challenge-accepted/)

Use the online interactive Service Planning Guide as an activity in class. Fill in the fillable text boxes in the planning guide online and print off a copy for review.

It is also printer friendly if you don't have access to computers in your classroom and need to print off a copy for each person involved to have a physical copy.

Day of Service Examples

Across the country FFA chapters are making an impact in their community through service events. Here are a few examples to inspire your FFA Chapter to take action during National FFA Week with a Living to Serve Day of Service event.

Service events must meet an actual/authentic community need. For example, hosting a thank your breakfast for community members or farmers during FFA Week would not be funded under the grant guidelines. Serving a breakfast at the local soup kitchen would be funded as they can demonstrate a strong need.

Below are some Living to Serve Day of Service Mini-Grant events that were funded through the grant program. Use these to help inspire your FFA Week service event.

Wayne FFA, Neb.
Day of Service Mini-Grant – Community Safety
After speaking with a representative from AgrAbility and learning of some local farm accidents, the recently chartered Wayne FFA Chapter sprang into action. From small scrapes and bruises to serious injuries, the chapter wanted to ensure producers were prepared for any farm emergencies. During Farm Safety Week, members provided first aid kits to area farmers that included basic first aid supplies as well as tourniquets.

Glades Day FFA, Fla.
Day of Service Mini-Grant – Hunger, Health and Nutrition
A local supervisor at a senior citizen center reached out to Glades Day FFA and expressed a need for creating healthy outdoor activities. The chapter decided to build a raised garden bed that would be accessible to all. Senior citizens enjoyed the activity so much that they requested a second raised bed, which the chapter built.

Abernathy FFA, Texas
Day of Service Mini-Grant – Community Engagement
During their annual FFA Week day-of-service event, the Abernathy FFA Chapter made over 400 pieces of sidewalk chalk. The members donated the chalk to several organizations that serve at-risk youth in the surrounding communities.

Woodbury FFA, Conn.
Day of Service Mini-Grant – Environmental Responsibility
Inspired by SAEs at the Bent of the River Audubon Center, the Woodbury FFA Chapter decided to engage all members in volunteering at the site. The chapter removed one ton of invasive species from a two-acre location and gleaned 400 pounds of produce to donate to local food banks. Members also built bird boxes and baffles to protect nesting bird eggs from predators.

If you have questions about the *Living to Serve Mini-Grant application* or questions about the new *Living to Serve Chapter Challenge* you can email the team at LTS@FFA.org.

Grants for Growing

The Grants for Growing program will feature a new scope and timeline for 2020. FFA chapter advisors can apply for funding to support one of three areas: Grow Your Classroom, Grow Your FFA Chapter or Grow Your Ag Awareness.

FFA chapters are encouraged to partner with their local Tractor Supply Company (TSC) stores to raise awareness of and assist with fundraising for the FFA Paper Emblem program. All in-store and online funds donated by TSC customers support this grant.

2020-21 PROGRAM TIMELINE

Feb. 19 – March 3
Grants for Growing Fundraising Period During National FFA Week

March 2
Grants for Growing Application Opens

May 1
Grants for Growing Application Closes

Aug. 1
Award Notifications

For direct access to the Grants for Growing flier, follow this link:
https://ffa.box.com/s/2jhw04hjopvfo09qrqxi6utd37e0on85