SAE Video Choice Board — Six-Week Plan

Created: 02/2018 by the National FFA Organization

DIRECTIONS:

- Complete *at least one* of the following tasks each week. There are a total of 12 activities that must be completed by the time the six weeks are over.
- You can complete the tasks in any order you choose.
- Shade or color in each box below as you complete it. Write responses on your own paper unless the box tells you to use one of the worksheets.
- This board is worth 105 points.
- **Due date for completion is _____.**
- Access the SAE videos at www.FFA.org/FFA-video-center/sae-video-library/.

SIX-WEEK PLAN			
Remember/ Understand	Select and watch an SAE video. Describe the SAE in one paragraph or prepare a 30-second oral summary of the video. Title of Video: _____ *Record your answer on the Appendix 3.* **5 points**	Watch a new SAE video. List 3 skills the student learned from his or her SAE. Title of Video: _____ What advice does the student give to other students who want to start an SAE? *Record your answer on Appendix 3.* **5 points**	Pick and watch a new SAE video. In 3 or more sentences, describe how this student chose and started with this SAE? Title of Video: _____ *Record your answer on the Appendix 3.* **5 points**
Apply/Analyze/ Evaluate	Complete an SAE Video Worksheet. Title of worksheet: _____ _____ **5 points**	Complete an SAE Video Worksheet. Title of worksheet: _____ _____ **5 points**	Watch a new SAE video. In 2 paragraphs, briefly describe the SAE. Identify the proficiency award area and explain why this proficiency area is correct. **5 points**
Apply/ Analyze/ Evaluate	Watch 2 SAE videos and compare and contrast them. *Use the Venn diagram worksheet (Appendix 5) to complete this task.* **10 points**	Watch a new SAE video. Imagine there is a new student in your class. Write a one paragraph summary of this video to persuade him or her that this SAE is one he or she should try. **10 points**	Watch a new SAE video. Draw an image that explains the SAE in a way an elementary student could understand. **10 points**
Create	Create a vision board for an SAE you are interested in starting. *Use Appendix 11.* (If you already have an SAE, create a vision board on how to expand your SAE.) **15 points**	Write a blog post about one of the SAE videos. Title of SAE Video: _____ *Use Appendix 2.* **15 points**	To learn about agricultural careers and the SAE topics that relate to those careers, complete the activities on Appendix 8. **15 points**

NAME: _____

SAE Video Choice Board — Nine-Week Plan

Created: 02/2018 by the National FFA Organization

DIRECTIONS:

- Complete *at least one* of the following tasks each week. There are a total of 16 activities that must be completed by the time the nine weeks are over.
- You can complete the tasks in any order you choose.
- Shade or color in each box below as you complete it. Write responses on your own paper unless the box tells you to use one of the worksheets.
- This board is worth 140 points.
- **Due date for completion is _____.**
- Access the SAE videos at www.FFA.org/FFA-video-center/sae-video-library/.

NINE-WEEK PLAN				
Remember/ Understand	Watch a new SAE video. Describe the SAE in one paragraph or prepare a 30-second oral summary of the video. *Record your answer on Appendix 3.* **5 points**	Watch a new SAE video. List 3 skills the student learned from this SAE. What advice does he or she give to other students who want to start an SAE? *Record your answer on Appendix 3.* **5 points**	Select and watch a new SAE video. In one paragraph, describe the SAE or prepare a one-minute oral summary of the video. Identify the proficiency award area it relates to and explain how it does. **5 points**	Pick and watch a new SAE video. What Career Development Event (CDE) and/or Leadership Development Event (LDE) connects to this SAE? **5 points**
Apply/Analyze/ Evaluate	Complete an SAE Video Worksheet. Title of Worksheet: _____ _____ **5 points**	Complete an SAE Video Worksheet. Title of Worksheet: _____ _____ **5 points**	Watch a new SAE video. Write 10 review questions and answers about the video. *Record your answer on Appendix 3.* **5 points**	Watch a new SAE video. What did you learn from this video? How can you apply that information in your SAE, school and future career? **5 points**
Apply/Analyze/ Evaluate	Watch 2 SAE videos and compare and contrast them. *Use the Venn diagram worksheet (Appendix 5) to complete this task.* **10 points**	Watch a new SAE video. Write a 2 paragraph summary of the video to persuade a new student in your agriculture class that the SAE is a good area/topic for him or her. **10 points**	Watch a new SAE video. Draw an image that explains the SAE in a way an elementary student could understand. **10 points**	Watch a new SAE video. Identify 2 skills (ex. communication) mentioned in the video that you would like to learn. Create an action plan to achieve the skills. *Use Appendix 10.* **10 points**
Create	Create a vision board for an SAE you are interested in starting. *Use Appendix 11.* (If you already have an SAE, create a vision board on how to expand your SAE.) **15 points**	Write a blog post about one of the SAE videos. Title of SAE Video: _____ _____ *Use Appendix 2.* **15 points**	To learn about agricultural careers and the SAE topics that relate to those careers, complete the activities on Appendix 8. **15 points**	Watch a new SAE video. Develop a social media profile for the SAE. *Use Appendix 6.* **15 points**

NAME: _____

SAE Video Choice Board — First Half of the Semester

Created: 02/2018 by the National FFA Organization

DIRECTIONS:

- Complete *at least one* of the following tasks each week. There are a total of 16 activities that must be completed by the time the nine weeks are over.
- You can complete the tasks in any order you choose.
- Shade or color in each block below as you complete it. Write responses on your own paper unless the box tells you to use one of the worksheets.
- This board is worth 140 points.
- **Due date for completion is _____.**
- Access the SAE videos at www.FFA.org/FFA-video-center/sae-video-library/.

FIRST HALF OF THE SEMESTER				
Remember/ Understand	Watch a new SAE video. Describe the SAE in one paragraph or prepare a 30-second oral summary of the video. *Record your answer on Appendix 3.* **5 points**	Watch a new SAE video. List 3 skills the student learned from this SAE. What advice does he or she give to other students who want to start an SAE? *Record your answer on Appendix 3.* **5 points**	Watch a new SAE video. In one paragraphs, briefly describe the SAE or prepare a 30-second oral summary of the video. Identify the proficiency award area it relates to and explain how it does. **5 points**	Watch a new SAE video. Using AgExplorer, identify 10 careers that relate to this SAE area. *Record your answer on Appendix 3.* **5 points**
Apply/Analyze/ Evaluate	Complete an SAE Video Worksheet. Title of Worksheet: _____ _____ **5 points**	Apply knowledge learned from the SAE videos you have watched by completing the SAE grant application. *Use Appendix 9.* **5 points**	Watch a new SAE video. Write 10 review questions and answers about the video. *Record your answer on Appendix 3.* **5 points**	Watch a new SAE video. What did you learn from this video? How can you apply that information in your SAE, school and future career? **5 points**
Apply/Analyze/ Evaluate	Watch 2 SAE videos and compare and contrast them. *Use the Venn diagram worksheet (Appendix 5) to complete this task.* **10 points**	Watch a new SAE video. Write a summary of this video to persuade a new student in your agriculture class that the SAE is a good area/topic for him or her. **10 points**	Watch a new SAE video. Draw an image that explains the SAE in a way an elementary student could understand. **10 points**	Watch 2 SAE videos. Write a 1- to 2-page comparative analysis. Your classmates are the intended audience. *See Appendix 7 for a rubric to guide your analysis.* **10 points**
Create	Create a vision board for an SAE you are interested in starting. *Use Appendix 11.* (If you already have an SAE, create a vision board on how to expand your SAE.) **15 points**	Write a blog post about one of the SAE videos. Title of SAE Video: _____ _____ *Use Appendix 2.* **15 points**	Create an infographic related to an SAE video. *Use Appendix 12.* **15 points**	Watch a new SAE video. Develop a social media profile for the SAE. *Use Appendix 6.* **15 points**

NAME: _____

SAE Video Choice Board — Second Half of the Semester

Created: 02/2018 by the National FFA Organization

DIRECTIONS:

- Complete *at least one* of the following tasks each week. There are a total of 16 activities that must be completed by the time the nine weeks are over.
- You can complete the tasks in any order you choose.
- Shade or color in each box below as you complete it. Write responses on your own paper unless the box tells you to use one of the worksheets.
- This board is worth 140 points.
- **Due date for completion is _____.**
- Access the SAE videos at www.FFA.org/FFA-video-center/sae-video-library/.

SECOND HALF OF THE SEMESTER				
Remember/ Understand	Watch a new SAE video. Describe the SAE in one paragraph or prepare a 30-second oral summary of the video. *Record your answer on Appendix 3.* **5 points**	Watch a new SAE video. List 3 skills the student learned from this SAE. What advice does he or she give to other students who want to start an SAE? *Record your answer on Appendix 3.* **5 points**	Watch a new SAE video. How did this student choose or get started with his or her SAE? **5 points**	Watch a new SAE video. Using AgExplorer, identify 10 careers that relate to this SAE topic. *Record your answer on Appendix 3.* **5 points**
Apply/ Analyze/ Evaluate	Complete an SAE Video Worksheet. Title of Worksheet: _____ _____ **5 points**	Complete a new SAE Video Worksheet. Title of Worksheet: _____ _____ **5 points**	Watch a new SAE video. If this was your SAE, what is one thing you would do differently and why? What would you keep the same? Write two paragraphs. **5 points**	Watch a new SAE video. What did you learn from this video? How can you apply that information in your SAE, school and future career? **5 points**
Apply/Analyze/ Evaluate	Watch the SAE video: "Emily Seifert-SAE-Agriculture Communications" and create a blog post. *Use Appendix 2.* **10 points**	Watch the "Peyton Moore SAE-Agritourism" video. Write a 2- to 3-paragraph summary of this SAE. **10 points**	Watch a new SAE video. Identify a challenge (or potential challenge) the student faces in the SAE. How does he or she overcome it (or how would you)? **10 points**	Watch a new SAE video. Write 2-3 paragraphs to justify the importance of agriculture students having an SAE project. *(Include in your answer the skills learned by the student in the SAE video you watched.)* **10 points**
Create	Watch a new SAE video. Based on the video, create an illustration to summarize the SAE. **15 points**	Design an app to help students manage their SAEs. *Use Appendix 1.* **15 points**	To learn about agricultural careers and the SAE topics that relate to those careers, complete the activities on Appendix 8. **15 points**	Watch a new SAE video. Create an SAE card. Go to SAE Idea Cards for a template. Title of video: _____ **15 points**

NAME: _____

SAE Video Choice Board — First Quarter of the Year

Created: 02/2018 by the National FFA Organization

DIRECTIONS:

- Complete *at least one* of the following tasks each week. There are a total of 16 activities that must be completed by the time the nine weeks are over.
- You can complete the tasks in any order you choose.
- Shade or color in each box below as you complete it. Write responses on your own paper unless the box tells you to use one of the worksheets.
- This board is worth 140 points.
- **Due date for completion is _____.**
- Access the SAE videos at www.FFA.org/FFA-video-center/sae-video-library/.

FIRST QUARTER				
Remember/ Understand	Watch a new SAE video. Describe the SAE in one paragraph or prepare a 30-second oral summary of the video. *Record your answer on Appendix 3*. **5 points**	Watch a new SAE video. List 3 skills the student learned from this SAE. What advice does he or she give to other students who want to start an SAE? *Record your answer on Appendix 3.* **5 points**	Watch a new SAE video. How did this student choose or get started with his or her SAE? *Record your answer on Appendix 3.* **5 points**	Watch a new SAE video. Using AgExplorer, identify 10 careers that relate to this SAE topic. *Record your answer on Appendix 3.* **5 points**
Apply/ Analyze/ Evaluate	Complete an SAE Video Worksheet Title of Worksheet: _____ **5 points**	Complete a different SAE Video Worksheet Title of Worksheet: _____ **5 points**	Watch a new SAE video. Write a 30 second summary of this video. **5 points**	Pick a new SAE video. In 2 paragraphs, what did you learn from this video? How can you apply that information in your SAE, school and future career? **5 points**
Apply/Analyze/ Evaluate	Watch 2 SAE videos and compare and contrast them. *Use the Venn diagram worksheet (Appendix 5) to complete this task.* **10 points**	Watch a new SAE video. Examine a challenge, or potential challenge, the student faces in her or his SAE. How did she or he overcome it (or how would you)? **10 points**	Watch a new SAE video. Draw an image that explains the SAE in a way an elementary student could understand. **10 points**	Watch 2 SAE videos. Write a 1- to 2-page comparative analysis. Your classmates are the the intended audience. *See Appendix 7 for a rubric to guide your analysis.* **10 points**
Create	Create a vision board for an SAE you are interested in starting. *Use Appendix 11.* (If you already have an SAE, create a vision board on how to expand your SAE.) **15 points**	To learn about agricultural careers and the SAE topics that relate to those careers, complete the activities on Appendix 8. **15 points**	Watch an SAE video. *In what career focus area is the SAE?* Find a classmate with an SAE in this area and interview him or her about his or her SAE. *(If no classmates have a SAE in that area, interview them to find out their interests. Suggest 2 SAE videos they could watch to get ideas for a project or improve an existing project.)* **15 points**	Select a new SAE video. Develop a social media profile for the SAE. *Use Appendix 6.* **15 points**

NAME: _____

SAE Video Choice Board — Second Quarter of the Year

Created: 02/2018 by the National FFA Organization

DIRECTIONS:

- Complete *at least one* of the following tasks each week. There are a total of 16 activities that must be completed by the time the nine weeks are over.
- You can complete the tasks in any order you choose.
- Shade or color in each box below as you complete it. Write responses on your own paper unless the box tells you to use one of the worksheets.
- This board is worth 140 points.
- **Due date for completion is _____.**
- Access the SAE videos at www.FFA.org/FFA-video-center/sae-video-library/.

SECOND QUARTER				
Remember/ Understand	Watch a new SAE video. Based on the video, what do you think are the "dos" and "don'ts" for starting an SAE? Identify 3 "dos" and 3 "don'ts." **5 points**	Select a new SAE video. Write a one paragraph summary about the SAE video or prepare a 30-second oral description/summary of the video. **5 points**	Watch a new SAE video. How did this student choose or get started with his or her SAE? *Record your answer on Appendix 3.* **5 points**	Compose a paragraph to describe how an SAE grant can help a student start or expand an SAE? *https://www.ffa.org/participate/grants-and-scholarships/sae-grants* **5 points**
Apply/Analyze/ Evaluate	Complete a different SAE Video Worksheet than you did in the 1st Quarter. Title of Worksheet: _____ _____ **5 points**	How many SAE videos have you watched in total? Which video stands out to you the most and why? Include a two paragraph summary of one of the SAE videos you have watched. **5 points**	Pick a new SAE video. What are 3 outcomes of this SAE that can be applied to another SAE program/video? **5 points**	Watch a new SAE video. In 2 paragraphs describe 2 to 3 things you learned from this video. How can you apply that information in your SAE, school and future career? **5 points**
Apply/Analyze/ Evaluate	Watch an SAE video. Make a list of the equipment used and estimate the cost of each. How can an SAE grant assist an FFA member with costs? *Use Appendix 16.* **10 points**	Watch a new SAE video. Write a two paragraph summary of this video to persuade him or her that the SAE is a good area/topic for them. **10 points**	Design a word search based on 2 SAE videos that you have watched. The videos must be ones you have not watched before. *Use Appendix 15.* **10 points**	Create a crossword puzzle about 3 SAE videos that you have watched previously. (They should be *different videos from the previous box.)* *Use Appendix 14.* **10 points**
Create	Watch a new SAE video and write a three paragraph journal entry summarizing the video. *Use Appendix 4.* **15 points**	Watch one of the SAE videos. Write a job description for this SAE. *What is required to be successful in this SAE? What are daily responsibilities for this job? What is the salary? What are the educational requirements?* **15 points**	Watch a new SAE video. Develop a social media profile for the SAE. *Use Appendix 6.* **15 points**	Watch a new SAE video. Create a "word cloud" about this SAE. Title of Video: _____ *Use Appendix 13.* **15 points**

NAME: _____

SAE Video Choice Board — Third Quarter of the Year

Created: 02/2018 by the National FFA Organization

DIRECTIONS:

- Complete *at least one* of the following tasks each week. There are a total of 16 activities that must be completed by the time the nine weeks are over.
- You can complete the tasks in any order you choose.
- Shade or color in each box below as you complete it. Write responses on your own paper unless the box tells you to use one of the worksheets.
- This board is worth 140 points.
- **Due date for completion is _____.**
- Access the SAE videos at www.FFA.org/FFA-video-center/sae-video-library/.

THIRD QUARTER				
Remember/ Understand	Watch a new SAE video. Based on the video, identify 3 "dos" and 3 "don'ts" for starting an SAE? **5 points**	Watch a new SAE video. What proficiency area and star award would connect to this SAE? Why? **5 points**	Watch a new SAE video. In one paragraph, identify who has helped the student with his or her SAE? How have those people helped the student? **5 points**	Watch a new SAE video. How did this student choose or get started with his or her SAE? *Record your answer on Appendix 3.* **5 points**
Apply/Analyze/ Evaluate	Go to AgExplorer.ffa.org and search for a career that relates to one of the SAE videos. SAE video: _____ Career: _____ What are the educational requirements? What are two responsibilities of the career? **5 points**	Watch the SAE video "Emily Seifert-SAE-Agriculture Communications" and create a blog post. *Use Appendix 2.* **5 points**	Choose and complete a different SAE Video Worksheet. Title of Worksheet: _____ _____ **5 points**	Watch a new SAE video. What did you learn from this video? How can you apply that information in your SAE, school and future career? **5 points**
Apply/Analyze/ Evaluate	Watch 2 SAE videos and compare and contrast them. *Use the Venn diagram worksheet (Appendix 5) to complete this task.* **10 points**	Watch a new SAE video. Title of Video: _____ Complete page 3 and 4 of the SAE Grant Application based on your SAE or a potential SAE. *Use Appendix 9.* **10 points**	Watch a new SAE video. Draw an image that explains the SAE in a way an elementary student could understand. **10 points**	Watch 2 SAE videos. Write a 1- to 2-page comparative analysis. Your classmates are the the intended audience. *Use Appendix 7 for a rubric to guide your analysis.* **10 points**
Create	Create a resume using the FFA Resume Generator. (*If you already have a resume started, update the resume.)* Also, answer this question: How do SAEs help prepare you for a career? **15 points**	Watch two different SAE videos. Create an SAE Idea Card for each SAE. Go to SAE Idea Cards for a template. **15 points**	Watch the SAE video "How do your 2 SAEs work together?" Formulate a three paragraph summary of why it is good to join/work with another student on his or her SAE project or prepare an 2 minute oral presentation of your answers. **15 points**	Create an infographic related to an SAE video. *Use Appendix 12.* **15 points**

NAME: _____

SAE Video Choice Board — Fourth Quarter of the Year

Created: 02/2018 by the National FFA Organization

DIRECTIONS:

- Complete *at least one* of the following tasks each week. There are a total of 16 activities that must be completed by the time the nine weeks are over.
- You can complete the tasks in any order you choose.
- Shade or color in each box below as you complete it. Write responses on your own paper unless the box tells you to use one of the worksheets.
- This board is worth 140 points.
- **Due date for completion is _____.**
- Access the SAE videos at www.FFA.org/FFA-video-center/sae-video-library/.

FOURTH QUARTER				
Remember/ Understand	Watch a new SAE video. Based on the video, what do you think are 3 "dos" and 3 "don'ts" for starting an SAE? **5 points**	Watch a new SAE video. Write a one paragraph reflection about the SAE video or prepare a 30 second oral presentation. **5 points**	Watch a new SAE video. In one paragraph, describe who has helped the student with his or her SAE? How have those people helped the student? **5 points**	Watch a new SAE video. What Career Development Event (CDE) and/or Leadership Development Event (LDE) connects to this SAE? Why? **5points**
Apply/Analyze/ Evaluate	Complete a SAE Video Worksheet. Title of Worksheet: _____ _____ **5 points**	Out of all of the SAE videos you have watched, choose the one you think is the most unique. In one paragraph explain why and give a brief summary of the SAE. **5 points**	Write 10 review questions and answers about the video. What makes this SAE unique? **5 points**	Watch a new SAE video. In two paragraphs answer the following: What did you learn from this video? How can you apply that information in your SAE, school and future career? **5 points**
Apply/Analyze/ Evaluate	Watch then compare and contrast two SAE videos. *Use Appendix 5 to complete this task.* **10 points**	Watch a new SAE video. Write a two paragraph summary of this video to persuade a new student in your agriculture class that the SAE is a good area/topic for him or her. **10 points**	Watch a new SAE video. Draw an image that explains the SAE in a way an elementary student could understand. Add a 4 to 5 sentence summary to the illustration to help further explain the SAE to the student. **10 points**	Watch 2 SAE videos. Write a 1- to 2-page comparative analysis. Your classmates are the the intended audience. *See Appendix 7 for a rubric to guide your analysis.* **10 points**
Create	Update your resume using the FFA Resume Generator. Also, answer these questions: What did you update on the resume? Why is it important to keep your resume up-to-date? **15 points**	Watch a new SAE videos. Write a blog post about the SAE using the advocacy steps on FFA.org (https://www.ffa.org/ag-literacy-and-advocacy/). *Use Appendix 2.* **15 points**	Watch the SAE video "Jonathan Jones-SAE Video-Dairy Heifers." Follow the instructions for the activity on Appendix 17. **15 points**	Create a Prezi presentation about 3 of your favorite SAE videos. Include brief summaries of the SAEs, skills learned, advice the students gave, CDEs/LDEs and FFA awards that relate to the SAEs and why they are your favorite SAE projects. **15 points**

NAME: _____

Appendix 1 — Give It an App!

DIRECTIONS:

Design an app to help students manage their SAEs. Things to include in the app are the home button for the app, the homepage of the app and different steps within the app (what is an SAE, why it is part of agricultural education, how to get started, examples of SAEs, etc.).

Home button for the app: In this space, design the app logo.

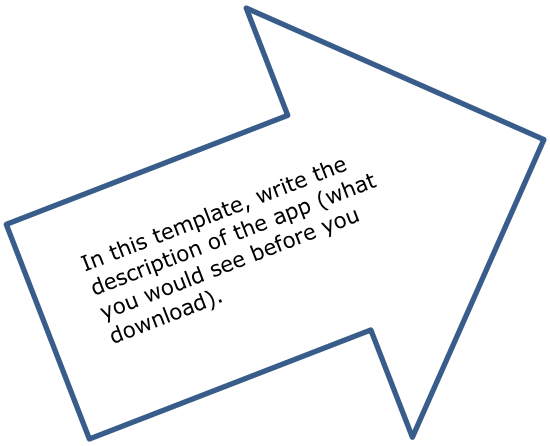



NAME: _____

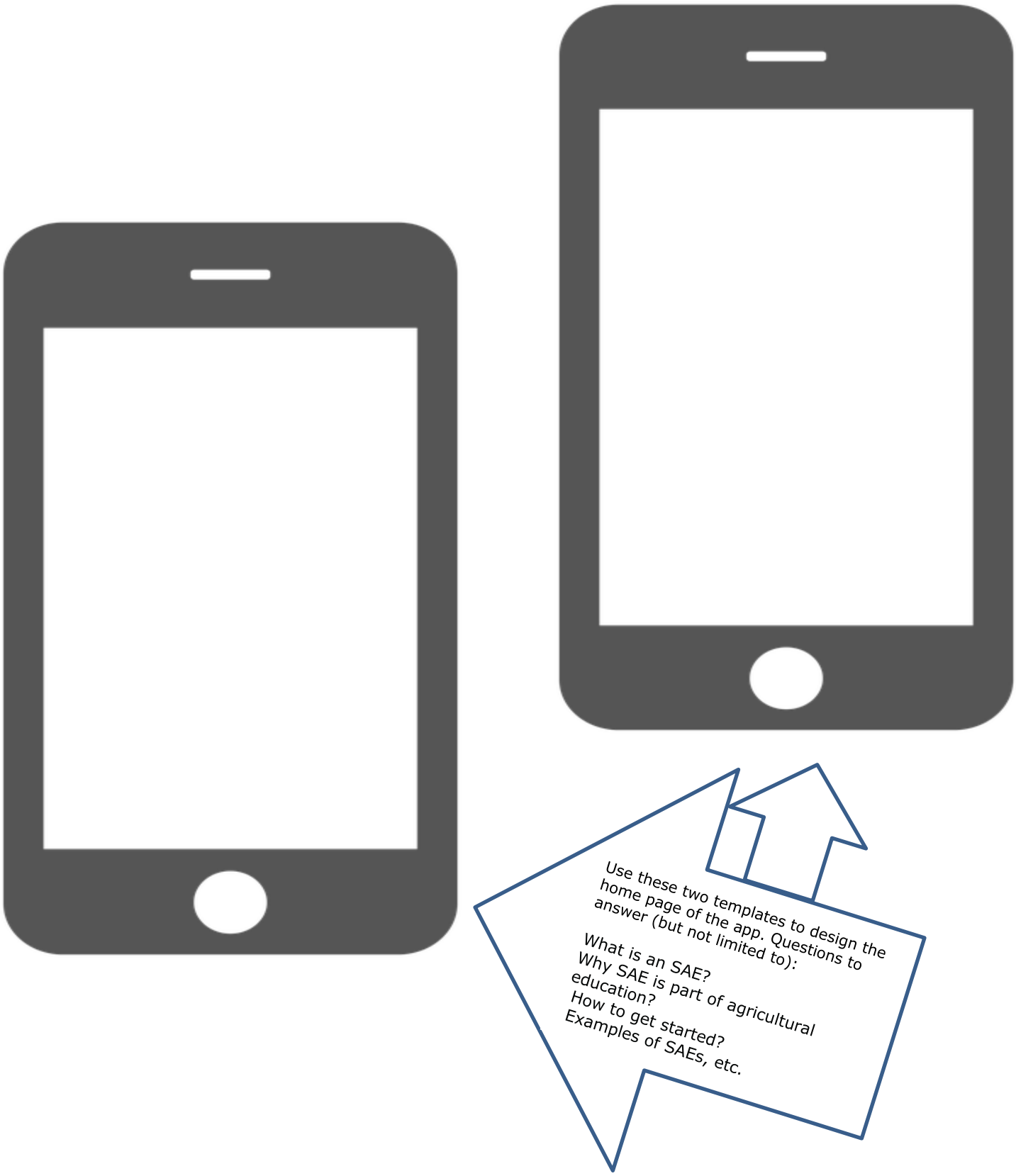
Use these two templates to design the home page of the app. Questions to answer (but not limited to):
What is an SAE?
Why SAE is part of agricultural education?
How to get started?
Examples of SAEs, etc.

NAME: _____

What do you like most about your app?

_____

_____

_____

Use these two templates to create the different steps within the app. Examples include how to start an SAE, who to collaborate with in the community, creating a budget and timeline, etc.





How can this app be useful to students who already have an SAE or want to start one?

_____

_____

_____

_____

NAME: _____

Appendix 2 — Agriculture Blog Post

DIRECTIONS

After watching an SAE video, create a blog post on a current "hot topic" within the agriculture industry. Examples of topics include Genetically Modified Organisms (GMOs), gestational crates, "Farm to Plate," etc. *(A blog is a regularly updated website or web page typically run by an individual or small group that is written in an informal or conversational style.)* Use the advocacy steps on FFA.org (https://www.ffa.org/ag-literacy-and-advocacy/) to help you complete the information below.

Title: Create an "attention-getting," creative title.



Every blog post needs a picture. Describe the picture (in 1 sentence), and draw the picture you will have on your blog post page.

What question will you ask your readers? You want to leave your readers with a question that will prompt them to comment.

Main body of the blog: In this section, include key factors:

- Why you chose this topic.
- Brief introduction/explanation about this topic.
- 3 to 4 facts about the topic.

NAME: _____

Appendix 3 — All about SAEs!



DIRECTIONS:

Use this worksheet to capture your answers for some of the "Remember/Understand" and "Apply/Analyze/Evaluate" sections in the SAE Video Choice Board.

Watch an SAE video. Describe the SAE in one paragraph.

_____

_____

_____

_____

_____

Watch an SAE video. List 3 skills the student learned from his or her SAE. What advice did they offer for other students who want to start an SAE?

★

★

★

Watch an SAE video. How did the student choose his or her SAE topic?

NAME: _____

Watch an SAE video. Write 10 review questions and answers about the video.

Questions:

1. _____
2. _____
3. _____
4. _____
5. _____
6. _____
7. _____
8. _____
9. _____
10. _____

Answers:

1. _____
2. _____
3. _____
4. _____
5. _____
6. _____
7. _____
8. _____
9. _____
10. _____

NAME: _____

Watch an SAE video. Using AgExplorer (https://agexplorer.ffa.org/), identify 10 careers that relate to this SAE.

1. _____
2. _____
3. _____
4. _____
5. _____
6. _____
7. _____
8. _____
9. _____
10. _____

Out of the careers you identified, choose one career and identify 3 skills needed for that career.

NAME: _____

Appendix 4 — SAE Journal Section

DIRECTIONS

Use this space to record the journal entries as instructed on the choice board.

NAME: _____

NAME: _____

Appendix 5 — Venn Diagram – SAE Videos

DIRECTIONS

Watch 2 SAE videos and compare and contrast them. Record the titles you chose in the space below.

Video Title A: _____ Video Title B: _____

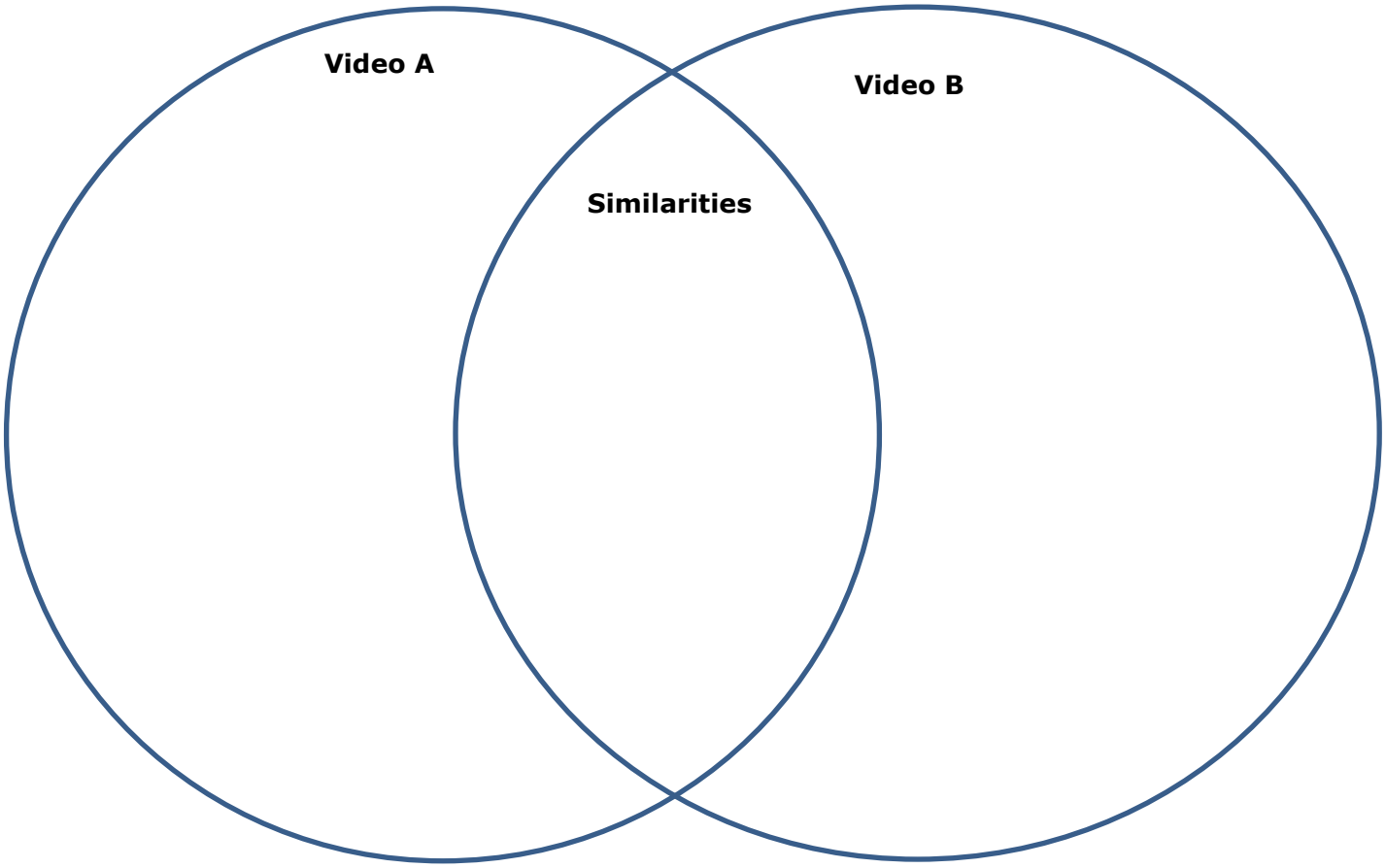

1. How can you apply some of the similarities in your current (or future) SAE?

_____

_____

_____

_____

_____

_____

NAME: _____

Appendix 6 — SAE Profile

DIRECTIONS

Watch an SAE video. Complete this social media profile for the SAE.

Cover Photo: (Setting/Location of SAE)

Profile Picture

In what career focus area does this SAE fit?

Friends: (Whom would I work with or collaborate with in the community with this SAE?)

Interests/Groups: (What professional organizations are useful for this SAE? ***Example: National Association of Agricultural Educators)***

Basic Information: What are 4 careers related to this SAE?
(*Use AgExplorer.ffa.org to help find these answers.)*

★

★

★

★

NAME: _____

Education: What education and/or training is needed for the careers identified at the end of the last page? (*Use AgExplorer.ffa.org*)

Status Update: Why is this SAE cool?

About: What are skills learned through this SAE? What advice did this student give to others about starting an SAE?

★

★

★

★

NAME: _____

Appendix 7 — Comparative Analysis

DIRECTIONS

Write a one- to two-page comparative analysis. Your classmates are the intended audience. The purpose of the analysis is to analyze, compare and contrast each SAE (features, resources needed, time involvement, mentors, etc.) and then make a persuasive recommendation about which SAE is best suited for your community based on resources available.

	4 — Accomplished	3 — Satisfactory	2 — Basic	1 — Very Limited	Total
Purpose	*Analyzes videos on the same topic (SAE) and supports answer with five or more components of evidence.*	*Analyzes the videos on the same topic (SAE) and supports answer with at least three components of evidence.*	*Somewhat analyzes videos on the same topic (SAE) and somewhat supports answer with two or fewer components of evidence.*	*Limited analysis of videos on the same topic (SAE) are included with one or no components of evidence.*	
Similarities	*Adequately explains how similarities are displayed in the videos by citing five or more components of evidence.*	*Explains how similarities are displayed in the videos by citing at least three components of evidence.*	*Somewhat explains how similarities are displayed in the videos by citing two or fewer components of evidence.*	*Limited explanation of how similarities are displayed in the videos by citing one or no components of evidence.*	
Differences	*Adequately explains how differences are displayed in the videos by citing five or more components of evidence.*	*Explains how differences are displayed in the videos by citing at least three components of evidence.*	*Somewhat explains how differences are displayed in the videos by citing two or fewer components of evidence.*	*Limited explanation of how differences are displayed in the videos by citing one or no components of evidence.*	
Persuasive Recommendation	*Adequately presents information to persuade readers to choose a specific SAE by citing five or more components of evidence.*	*Presents information to persuade readers to choose a specific SAE by citing at least three components of evidence.*	*Somewhat presents information to persuade readers to choose a specific SAE by citing two or fewer components of evidence.*	*Lacks information to persuade the reader to choose a specific SAE. The argument lacks evidence.*	
Total					

Comments:

_____

_____

NAME: _____

Appendix 8 — What's the Plan?

DIRECTIONS:

To learn about agricultural careers and the SAE topics that relate to those careers, complete the following steps using AgExplorer.ffa.org and the SAE Idea Cards.

1. Go to AgExplorer.ffa.org and complete the Career Finder assessment.
   Record 3 of your career results:

   _____

   _____

   _____

2. Next, go to SAE Idea Cards . Find an SAE card that relates to each career you identified above (No. 1) and answer the following questions:

SAE Card #1:

a. Career Result (from No. 1): _____

b. SAE Idea Card focus area (located at the top of card): _____

c. SAE Idea topic (located under the focus area): _____

d. Where could you take this project (identify 1 activity from the card): _____

_____

e. What is one additional career associated with this SAE (identified at the bottom of the SAE Idea Card)?

_____

SAE Card #2:

a. Career Result (from No. 1): _____

b. SAE Idea Card focus area (located at the top of card): _____

c. SAE Idea topic (located under the focus area): _____

d. Where could you take this project (identify 1 activity from the card): _____

_____

e. What is one additional career associated with this SAE (identified at the bottom of the SAE Idea Card)?

_____

NAME: _____

SAE Card #3

a. Career Result (from No. 1): _____

b. SAE Idea Card focus area (located at the top of card): _____

c. SAE Idea topic (located under the focus area): _____

d. Where could you take this project (identify 1 activity from the card): _____

_____

e. What is one additional career associated with this SAE (identified at the bottom of the SAE Idea Card)?

_____

3. What groups (businesses, organizations, etc.) in your community would be able to assist with starting an SAE?

NAME: _____

Appendix 9 — SAE Grant Application

DIRECTIONS:

Watch an SAE video and then complete the following portion of a sample SAE grant application. (The tasks below are taken from pages 3 and 4 of the sample application). Part 1 is page 3 of the application. You must create a plan for the SAE including goals and a timeline. Part 2 is page 4 of the application. You must create a budget for the SAE. Complete this using information that pertains to your SAE or to a potential SAE you are interested in starting in the future.

Title of the SAE video you watched: _____

Part 1

SAE Description:

Goals for your SAE:

Include (1) an overview of your SAE plan, (2) the current and/or beginning size and scope of the project, (3) activities that are relevant to planning and implementation and (4) practices that will be put in place for sustainability.

Goal 1:

Goal 2:

Goal 3:

Goal 4:

Timeline

Create a monthly timeline of activities from February through November. Your timeline should include activities related to the planning, implementation and evaluation of the project. Include at least eight activities.

NAME: _____

Part 2

Operational Costs:

Definition: Items having a direct relationship to the SAE that will be consumed during the operation of this grant. (Examples include feed, vet services, repairs, rent, etc.).

Item Type	Description	Total Cost

Capital Item Costs

Definition: Other anticipated costs that are long-term items such as equipment and building or repairs related to this SAE.

Item Type	Description	Total Cost

Resource & Collaboration Assessment

Provide a summary that explains your total cost budget and how the funds will be obtained. Include your response to the following:

1) How do you plan to obtain the resources necessary to cover the total costs for your SAE that are beyond the requested grant funding?

2) Do you have collaborations that provide resources to help in accessing capital items such as breeding livestock, buildings or machinery? Explain these collaborations.

Student Statement

Explain how this grant will benefit the development and/or expansion of your SAE program. Include any financial and/or special circumstances that would limit your ability to start or expand your SAE without receiving this grant.





NAME: _____

Appendix 10 — Take Action!

DIRECTIONS

Watch an SAE video. Identify 2 skills (example: communication) mentioned in the video that you would like to learn. Create an action plan to achieve those skills.

Title of SAE video you chose to watch: _____

What are 2 skills you identified in the video that you would like to learn?

Explain why you chose those skills. *(Why do you think those skills are important and needed?)*

What steps can you take to learn or improve the skills you identified?

Appendix 11 — Create a Vision Board

DIRECTIONS:

Create a vision board for an SAE topic that you are interested in starting. *(If you already have an SAE, create a vision board on how to expand your SAE.)* Go to https://colormadehappy.com/vision-board-ideas/ to see examples of vision boards. Use the space below to brainstorm your vision board.

Appendix 12 — Design an Infographic

DIRECTIONS

Create an infographic related to an SAE video. See examples of infographics here: http://blog.visme.co/infographic-examples-for-students/. Use the space below to draw out a rough draft version of your infographic. Next, create your final infographic design by using one of the following free websites: https://www.canva.com/create/infographics/ or https://infogram.com/.

NAME: _____

Appendix 13 — Word Cloud

DIRECTIONS:

Watch an SAE video. Create a "word cloud" about the SAE. See below for an example of a "word cloud." Important words/ideas/concepts or words/ideas/concepts that are repeated will be the biggest word in the "word cloud."

Use the space below to create your "word cloud" about the SAE video you chose to watch.

NAME: _____

Appendix 14 — Crossword Mania

DIRECTIONS:

Create a crossword puzzle about 3 SAE videos that you have watched.
Idenitfy the 3 SAE Videos:

a. _____

b. _____

c. _____

Your crossword should include 10 words. Use the space below, part 1, to create your crossword puzzle. On the next page, in part 2, fill in the answers for your answer key.

Part 1

Across **Down**

NAME: _____

Part 2

Your crossword should include 10 words. Use the space below to create your answer key.

Across **Down**

NAME: _____

Appendix 15 — Look for It!

DIRECTIONS:

Design a word search based on 2 SAE videos that you have not watched before. The word search must contain 15 words. This worksheet is divided into two parts. In part 1, you will design the word search and fill in the legend with the words contained in the search. In part 2, you will provide an answer key for the word search. The answer key must also contain the definition of each word.

Idenitfy the 2 SAE Videos:

a. _____

b. _____

Part 1

Legend: (Words)

NAME: _____

Part 2
Answer Key

Legend: (Words)
Remember to write the definition or meaning of each word. *Use the space on the back of this worksheet to continue, if needed.*

NAME: _____

Appendix 16 — What is the Cost?

DIRECTIONS:

Watch an SAE video. Answer the questions below to learn about the financial costs associated with an SAE.

How much do you think the equipment used in the video costs?

Tool:	**What do you think it costs?**

How can an SAE grant assist an FFA member with costs? *(Resource:* ffa.org/participate/grants-and-scholarships/)

NAME: _____

Appendix 17 — Paper Slide Show

DIRECTIONS:

Watch the video "How to make a paper slideshow." The direct URL is https://youtu.be/E5RXynA_D3I. You will create a paper-slide video explaining your SAE project (if you do not have a SAE project, create a paper slideshow for the steps you think it would take to have a successful SAE project). Videos should last between 45 and 90 seconds. Utilize the space below to script your video. (Illustrations will go in the boxes and your narration on the lines.)

SAE (or future SAE):

Slide One:

Narration:

_____

_____

_____

_____

_____

Slide Two:

Narration:

_____

_____

_____

_____

_____

NAME: _____

Slide Three:

Narration:

_____

_____

_____

_____

_____

Slide Four:

Narration:

_____

_____

_____

_____

_____

Slide Five:

Narration:

_____

_____

_____

_____

_____

NAME: _____

Paper Slide Video Rubric

Area	4 Points	3 Points	2 Points	1 Point
Content	All content is accurate. There are no factual errors.	Most of the content is accurate, but there is one piece of information that seems inaccurate.	The content is generally accurate, but one piece of information is clearly inaccurate.	Content is confusing or contains more than one factual error.
Clarity and Neatness	The paper slide is easy to read and all elements are clearly written, labeled and drawn. Creativity was used.	The paper slide is easy to read and most elements are clearly written, labeled and drawn. Some creativity was used.	The paper slide is hard to read with rough drawings, labels and color. Little creativity was used.	The paper slide is hard to read and one cannot tell what goes where or what the illustrations represent. No creativity was used.
Narration and Preparedness	The paper slide is clearly rehearsed and narrated with no mistakes. Student spoke slowly and clear.	1 mistake is heard in the paper-slide video.	2 mistakes are heard in the paper-slide video.	3 or more mistakes are heard in the paper-slide video. Student spoke very fast and was unclear.
Time	Student stayed in the 45 to 90 seconds time frame.			Student was either under or over the allotted time frame.

Comments:

_____

_____

_____

_____

_____

_____

_____

_____

NAME: _____

Rubric: SAE Video Choice Board

5 POINT TASKS		
Criteria	**Points Available**	**Points Received**
Work shows understanding and knowledge of the topic.	2	
Work shows good effort and is of high quality.	1	
Student followed all instructions for the task.	1	
Work was turned in on time.	1	
	Total	

10 POINT TASKS		
Criteria	**Points Available**	**Points Received**
Work shows understanding and knowledge of the topic.	4	
Work shows good effort and is of high quality.	2	
Student followed all instructions for the task.	2	
Work was turned in on time.	2	
	Total	

15 POINT TASKS		
Criteria	**Points Available**	**Points Received**
Work shows understanding and knowledge of the topic.	6	
Work shows good effort and is of high quality.	3	
Student followed all instructions for the task.	3	
Work was turned in on time.	3	
	Total	